

## **4.1.2 Percentage of expenditure for infrastructure development and augmentation excluding salary during the last five years**

**Clarification Asked:** HEI to Pl note: Pl provide 1. Detailed breakup of heads with amount covered under infrastructure augmentation and include only expenditure on new Buildings, Lab equipment, Furniture and Fixtures, New vehicles etc 2. Recurring expenditure on laboratory, maintenance of infrastructure and acquisition of books and journals are not to be included 3. Provide Income & Expenditure statement of the HEI highlighting the relevant heads. Important to note: (Total sum of metrics of 4.1.2 and 4.4.1 should not exceed EP 3.1. Pl verify accordingly

### **Response: -**

1. Abstract of expenditure is attached.  
(Appendix-I)

2. Income & Expenditure statement of the HEI highlighting the relevant heads are attached. (Appendix-II)

# Appendix-I



An Education Empowered by Industry  
**FABTECH TECHNICAL CAMPUS**

# COLLEGE OF ENGINEERING & RESEARCH

(Approved by AICTE, New Delhi; DTE, (M.S.), Mumbai &  
Affiliated to Dr. Babasaheb Ambedkar Technological University, Lonere, Dist.- Raigad )  
NAAC Accredited ISO 9001 : 2015 Certified Institute

Pandharpur Road, Gat No. 565/1, Sangola, Taluka :- Sangola, District :- Solapur - 413307 P.O.Box No.04

Contact No. 840888657

Website : [www.ftceoe.ac.in](http://www.ftceoe.ac.in)

E-mail : [fabtech@ftceoe.ac.in](mailto:fabtech@ftceoe.ac.in)


Ref.No.:- NAAC Declaration / 06

Date : 13 / 10 / 2023

**Extract of expenditure excluding salary for infrastructure augmentation and  
maintenance of academic and physical facilities**

Particular/ Year	2017-18	2018-19	2019-20	2020-21	2021-22
Total expenditure excluding salary (INR in lakhs)	16.91	9.19	12.95	7.33	15.95
Total expenditure on infrastructure augmentation (INR in lakhs)	3.84	1.58	4.71	4.13	4.25
Expenditure on repairs and maintenance of Academic and Physical Facilities	1.08	6.61	7.82	4.17	10.72

**Note:- Audited statements of Income and Expenditure duly certified by Chartered Accountant and Principal with Mention of I- for Infrastructure and R- For Repairs and Maintenance are attached.**





**Principal**

**PRINCIPAL**  
FABTECH TECHNICAL CAMPUS  
COLLEGE OF ENGINEERING & RESEARCH

# Appendix-II

**FABTECH TECHNICAL CAMPUS**  
**COLLEGE OF ENGINEERING & RESEARCH**

PANDHARPUR ROAD, GAT NO. 565/1, SANGOLA,  
DIST. - SOLAPUR. PIN-413307.

**FINAL STATEMENTS OF ACCOUNTS**

**AS ON 31<sup>ST</sup> MARCH, 2018**

**FABTECH TECHNICAL CAMPUS - COLLEGE OF ENGINEERING & RESEARCH**  
**PANDHARPUR ROAD, GAT NO. 565/1, SANGOLA, TAL SANGOLA DIST- SOLAPUR-413307.**  
**BALANCE SHEET AS AT 31 ST MARCH, 2018**


FUNDS AND LIABILITIES	Rs.	Rs.	PROPERTY AND ASSETS	Rs.	Rs.
<b>Trust Fund or Corpus :</b>			<b>Immovable Properties :</b>		
Balance as per last Balance Sheet	-		(Suitably classified giving mode of Valuation)	230,450,512	
Adjustment during the year	-		(as per schedule No.4)		
Addition during the year	-		Additions or Deletions (including those for depr.) if any, during the year	(230,450,512)	
			Depreciation for the year		
<b>Other Farnarked Funds :</b>			<b>Investments:</b>		
(Created under the Provisions of the Trust Deed or Scheme or out of the Income)			(Suitably classified giving mode of Valuation)		
Depreciation Fund	-				
Sinking Fund	-		<b>Movable Properties:</b>		
Reserved Fund	-		a) Furniture and Fixtures		
Any other Fund:			(as per schedule No.4)		
Donation Received for Building Fund	-		Balance as per last Balance Sheet	12,804,333	
			Additions or deductions (including those for depr.) if any, during the year	-	
<b>Loans (Secured or Unsecured)</b>			Depreciation for the year	(1,280,433)	11,523,900
Secured			b) Other Movable Properties		
From Trustees	-		(as per schedule No.4)		
From Others	-		Balance as per last Balance Sheet	13,634,567	
Solapur Janata Sahakari Bank Ltd	9,188,487	11,208,790	Additions or deductions (including those for depr.) if any, during the year	2,118,114	
Fabtech Multistate Co.Op.Credit Soc.	2,020,303		Depreciation for the year	(2,601,762)	13,150,919
<b>Internal Loan</b>			<b>Loans (Secured or Unsecured): Good/d'ful</b>		
Fabtech Education Society	285,295,909	285,433,965	Loan Scholarships	-	
Fabtech Polytechnic	1,532,594		Other Loans	-	
Fabtech Public School	(1,394,538)		<b>Internal Loan</b>		
<b>Liabilities</b>			Fabtech Polytechnic		
(as per schedule No.7)			<b>Advances :</b>		
For Expenses	25,567,568	30,130,280	To Trustees	-	
For Advances	-		To Employees	25,864	
For Rent and Other Deposits	4,407,000		To Contractors	-	
For Sundry Credit Balance	155,712		To Lawyers	-	
<b>Income and Expenditure Account :</b>			To Others	4,506,713	4,532,577
Bal. as per last Balance sheet	(227,374,538)	(255,073,136)	<b>Income Outstanding :</b>		
Less : Appropriation, if any	-		Rent	-	
Add : Surplus/(Deficit)	(227,374,538)		Interest	-	
(as per Income & Expenditure A/c)	(27,698,597)		Fees Receivable(as per Schedule No.5)	42,280,919	
			Other Receivables	-	42,280,918
			<b>Cash &amp; Bank Balance</b>		
<b>Total</b>		<b>71,699,899</b>	(a) Balance with Bank (as per Schedule No.6)	200,118	
			Cash Balance (as per Schedule No.6)	11,467	211,585
			(b) With the Trustees		
			(c) With the Manager		
			<b>Total</b>		<b>71,699,899</b>

(Notes to Accounts forming part of Final accounts)  
As per our report of even date

For R.M.RAJAPURKAR & CO  
(Chartered Accountants)



R.M. Rajapurkar  
(Partner)  
ICAI Membership No: 040908



Date: 31.08.2018  
Place: Pune

The above Balance Sheet to the best of my our belief contains a true account of the Funds and Liabilities and of the Property and Assets of the Trust.  
For FABTECH TECHNICAL CAMPUS -  
- COLLEGE OF ENGINEERING & RESEARCH

*M. Rajapurkar*  
Chairman



*S. Rajapurkar*  
Secretary

*S. Rajapurkar*  
Treasurer



*S. Rajapurkar*  
**PRINCIPAL**  
**FABTECH TECHNICAL CAMPUS**  
**COLLEGE OF ENGINEERING**  
**& RESEARCH, SANGOLA**

**FABTECH TECHNICAL CAMPUS - COLLEGE OF ENGINEERING & RESEARCH**  
**PANDHARPUR ROAD, GAT NO. 565/1, SANGOLA , TAL SANGOLA DIST- SOLAPUR-413307.**

**INCOME AND EXPENDITURE ACCOUNT FOR THE YEAR ENDING 31 ST MARCH, 2018**

EXPENDITURE	SCH.NO	Rs.	Rs.	INCOME	SCH.NO	Rs.	Rs.
To Expenditure in respect of Properties :- Rates,Taxes,Cesses		1,401,452		By Rent		-	-
Repairs and maintenance	2	2,597,777				-	-
Salaries		-		By Interest		-	-
Insurance	2	-		On Securities		-	-
Depreciation [ Immovable Assets & Properties]	4	-		On Loans		-	-
Other Expenses	2	(464,331)	3,534,898	On Bank Account		-	-
				General A/C		-	-
				Savings A/c		-	-
To Establishment Expenses			-				-
To Remuneration to Trustees			-	By Dividend			-
To Remuneration [in the case of a math to the head of the math including his household expenditure, if any.]			-	By Donations in cash or Kind (refer schedules)			-
				By Grants			-
To Legal Expenses			-	By Income from other sources ( in details as far as possible)	1		3,656,264
To Audit Fees			-	By Fees Received /Receivable	1		53,741,488
To Contribution and Fees			-	By Transfers from Reserve			-
To Amount Written off			-				-
a) Bad Debts			-				-
b) Loan Scholarships			-				-
c) Irrecoverable Rents			-				-
d) Other Items			-				-
To Miscelleneous Expenses							-
To Depreciations ( Furniture & other movable assets)	4	3,882,195	3,882,195				-
To Amounts transferred to Reserve or Specific Funds							-
To Expenditure on Objects of the trust (as per schedule)							-
a) Religious & other objects			-	By Deficit carried over to Balance Sheet			27,698,597
b) Educational	3	77,679,256					
c) Medical Relief			-				
d) Relief to Poverty			-				
e) Other Charitable Objects			-				
			77,679,256				
<b>Total Rs.</b>			<b>85,096,349</b>	<b>Total Rs.</b>			<b>85,096,349</b>

\* Notes to Accounts forming part of Final Accounts.

As per our report of even date  
For R.M.RAJAPURKAR & CO  
(Chartered Accountants)

R.M.RAJAPURKAR  
(Partner)

ICAI Membership No.: 040908  
Date : 31.08.2018  
Place: Pune



For FABTECH TECHNICAL CAMPUS -  
COLLEGE OF ENGINEERING & RESEARCH

M. M. Patil  
Chairman



S. R. Patil  
Secretary

S. R. Patil  
Treasurer



**PRINCIPAL**  
**FABTECH TECHNICAL CAMPUS**  
**COLLEGE OF ENGINEERING**  
**& RESEARCH, SANGOLA**



COLLEGE OF ENGINEERING & RESEARCH  
SANGOLA, TAL SANGOLA DIST- SOLAPUR

Schedule-1

Statement of Income

For the period from 01-04-2017 TO 31-03-2018

PARTICULARS	AMOUNT RS.
(i) Income	
Fees	
Admission / Application Form Fees	284,000
Tuition Fees	48,604,547
Development Fees	4,852,941
Sub- Total	53,741,488
(ii) Income From Other Source	
Alumni Fees	268,000
Bus Fare from Students	1,401,128
Rent Income	72,623
Admission Cancellation Fees	23,100
ARC Infrastructure Fees	-
Bonafide & Fee Structure Fees	8,410
Breakage Fees	61,195
Eligibility Fee	-
Fine and Penalties	900
Uniform Fee	10,719
Creditors Written Off	40,377
Consultancy / Testing Charges	111,321
Workshop Fees	151,050
Sponsorship For Magazine	6,400
Sport & Gathering Fees	182,540
L.C. (Leaving Certificate) Fees	28,800
Training & Placement Fees	407,350
Salary Forfeited	872,741
Other Income	2,760
Xerox Charges Fees	6,850
Sub- Total	3,656,264
Grand Total (i+ii)	57,397,752



  
PRINCIPAL  
FABTECH TECHNICAL CAMPUS  
COLLEGE OF ENGINEERING  
& RESEARCH, SANGOLA

COLLEGE OF ENGINEERING & RESEARCH, SANGOLA

Statement of Expenses

For the period from 01-04-2017 TO 31-03-2018

Schedule-2


Expenditure in respect of Properties

PARTICULARS	AMOUNT RS.
Repairs and Maintenance	2,597,777
Diesel & Petrol Expenses - Vehicles	130,598
Diesel Expenses for D G Set	89,115
Water Charges	(948,785)
Insurance - Fire and Special Perils	75,878
Vehicle Insurance	188,863
Rates and Taxes	1,401,452
<b>Total</b>	<b>3,534,898</b>

Schedule-3

Educational Objects

PARTICULARS	AMOUNT RS.
Advertisement & Recruitment Expenses	1,012,075
Affiliation Fees/Continuation Fees	610,060
AICTE FEES	100,000
Admission Processing Fees	87,300
Bank Charges	46,546
Culture Activities & Events	345,394
Cleaning Expenses	127,219
Consumables	100,811
Electricity Charges	2,521,430
Employee Cost	65,281,691
Provident Fund and PF Admin Charges	1,358,330
Staff Welfare	2,250,433
Fee Regulating Authority Processing Fees	111,181
Hospitality / Remuneration Charges	261,204
Honorarium Charges	353,900
Internet Lease Line Rent	728,337
Magazine / Journals	9,652
Other Expenses	68,794
Printing and Stationery	225,423
Professional Consultancy Charges	270,360
Refreshment, Lunch & Dinner Exp.	115,735
Postage Charges	7,478
Software Expenses	434,505
SC/ST/VJNT Inst. Scholarship	85,000
Student Welfare Exp.	14,768
Vehicle Rent	72,000
Training & Placement Expenses	668,995
Travelling & Conveyance	291,871
Telephone Expenses	8,236
Uniform Expenses \ Collection	38,699
Bad Debts Written Off	2
Laboratory Material	71,828
<b>Total</b>	<b>77,679,256</b>



**FABTECH TECHNICAL CAMPUS - COLLEGE OF ENGINEERING & RESEARCH**  
PANDIHARPUR ROAD, GAT NO. 565/1, SANGOLA, TAL. SANGOLA DIST- SOLAPUR-413307.

FINANCIAL YEAR : 2017-2018

Schedule No.-4 : Depreciation Schedule forming part of Balance Sheet

Fixed Assets	Depreciation Rate	GROSS BLOCK OF ASSETS					DEPRECIATION				NET BLOCK	
		Opening Balance 01.04.2017	Addition before 30.09.2017	Addition after 30.09.2017	Deletions from Block	Closing Balance 31.03.2018	Accumulated Depreciation 01.04.2017	Deletions Accum. Depreciation 01.04.2017	Depreciation for the Year	Accumulated Depreciation 31.03.2018	Net Block As on 31.03.2018	Net Block As on 31.03.2017
<b>Immovable Properties</b>												
College Building ( A,C & D Wing)	10.00%	163,077,640	-	-	163,077,640	68,977,236	68,977,236	-	-	-	(0)	54,100,404
College Building ( B Wing)	10.00%	77,298,118	-	-	77,298,118	23,467,847	23,467,847	-	-	-	-	53,830,271
College Gate	10.00%	4,020,467	-	-	4,020,467	1,878,445	1,878,445	-	-	-	-	2,142,022
Workshop Building	10.00%	11,533,763	-	-	11,533,763	4,985,225	4,985,225	-	-	-	-	6,548,538
Boys Hostel	10.00%	84,597,684	-	-	84,597,684	31,524,092	31,524,092	-	-	-	-	53,073,592
Girls Hostel	10.00%	33,203,653	-	-	33,203,653	12,447,968	12,447,968	-	-	-	-	20,755,685
<b>Sub-Total</b>		<b>373,731,325</b>	<b>-</b>	<b>-</b>	<b>373,731,325</b>	<b>143,280,813</b>	<b>143,280,813</b>	<b>-</b>	<b>-</b>	<b>-</b>	<b>(0)</b>	<b>230,450,512</b>
<b>Furniture and Fixtures</b>												
Furniture and Fixtures	10.00%	19,811,885	-	-	-	7,007,552	-	-	1,280,433	8,287,985	11,523,900	12,804,333
<b>Other Movable Properties</b>												
Equipment (Lab, Work Shop and Office )	15.00%	22,480,551	108,522	12,882	-	11,022,722	-	-	1,735,919	12,758,641	9,843,314	11,457,829
Office Vehicle	15.00%	-	1,800,000	-	-	-	-	-	270,000	270,000	1,530,000	-
D G Set	15.00%	305,064	-	-	-	175,992	-	-	19,361	195,353	109,711	159,072
Electrical and Lighting & Fittings	15.00%	2,558,732	-	-	-	1,273,659	-	-	192,761	1,466,420	1,092,312	1,285,073
Books	40.00%	4,328,700	-	-	-	4,182,945	-	-	58,302	4,241,247	87,453	145,755
Computer and Software	40.00%	19,121,134	196,710	-	-	18,504,296	-	-	325,419	18,829,715	488,129	616,838
<b>Sub-Total</b>		<b>48,794,181</b>	<b>2,105,232</b>	<b>12,882</b>	<b>-</b>	<b>35,159,614</b>	<b>-</b>	<b>-</b>	<b>2,601,762</b>	<b>37,761,376</b>	<b>13,150,919</b>	<b>13,634,567</b>
<b>GRAND TOTAL</b>		<b>442,337,391</b>	<b>2,105,232</b>	<b>12,882</b>	<b>373,731,325</b>	<b>185,447,979</b>	<b>143,280,813</b>	<b>3,882,195</b>	<b>46,049,361</b>	<b>24,674,319</b>	<b>256,889,412</b>	

Note : All assets are valued at historical cost.



*RSI*

**PRINCIPAL**  
**FABTECH TECHNICAL CAMPUS**  
**COLLEGE OF ENGINEERING**  
**& RESEARCH, SANGOLA**

**COLLEGE OF ENGINEERING & RESEARCH, SANGOLA**

**Schedule-5**

**Current Assets**

As on 31 st March, 2018


PARTICULARS	AMOUNT Rs
<b>(i) Fees Receivable:</b>	
<b>(a) Fees Receivable from Students - FY-12-13</b>	
Tuition Fee Receivable	732,010
<b>(b) Fees Receivable from Students - FY-13-14</b>	
Fees Receivable from Students	744,965
Fees Receivable from Samajkalyan	-
<b>(c) Fees Receivable from Students - FY-14-15</b>	
Fees Receivable from Students	1,055,273
Fees Receivable from Samajkalyan	-
<b>(d) Fees Receivable from Students - FY-15-16</b>	
Fees Receivable from Students	41,350
Fees Receivable from Samajkalyan	-
<b>(e) Fees Receivable from Students - FY-16-17</b>	
Fees Receivable from Students	510,328
Fees Receivable from Samajkalyan	3,600,222
<b>(e) Fees Receivable from Students - FY-17-18</b>	
Fees Receivable from Students	13,777,076
Fees Receivable from Samajkalyan	21,819,695
<b>Total</b>	<b>42,280,919</b>

**Schedule-6**

**Current Assets**

As on 31 st March, 2018

PARTICULARS	AMOUNT Rs
<b>(i) Loans and Advances:</b>	
Advance to Trustees	-
Advances to Employees	25,864
<i>Sub-Total (i)</i>	<b>25,864</b>
<b>(ii) Other Current Assets:</b>	
Security Deposit with AICTE	3,500,000
Prepaid Expenses	739,093
Other Receivables	66,273
GST Receivable	201,347
<i>Sub-Total (ii)</i>	<b>4,506,713</b>
<b>(iii) Cash &amp; Balances with Banks</b>	
SBI Sangola A/C 32162953097	200,118
<i>Sub-Total (iii)</i>	<b>200,118</b>
<b>(iv) Cash Balance</b>	
Cash in Hand	11,467
<i>Sub-Total (iv)</i>	<b>11,467</b>
<b>Grand Total</b>	<b>4,744,162</b>




COLLEGE OF ENGINEERING & RESEARCH, SANGOLA

Schedule-7

**Current Liabilities**

As on 31 st March, 2018

PARTICULARS	AMOUNT RS
<b>Current Liabilities &amp; Provisions</b>	
<b>(a) Liabilities for Expenses:</b>	
Salary Payable	20,384,096
Other Provisions	444,607
TDS Payable	2,162,128
PT Payable	56,125
Provident Fund Payable	238,075
Sundry Creditors for Fixed Assets	637,180
Sundry Creditors for Expenses	1,645,357
<i>Sub-Total</i>	<b>25,567,568</b>
<b>(b) Liabilities for Rent and Other Deposits:</b>	
College Deposits Payable -11-12	219,000
College Deposits Payable -12-13	321,000
College Deposits Payable -13-14	666,000
College Deposits Payable -14-15	726,000
College Deposits Payable -15-16	846,000
College Deposits Payable -16-17	573,000
College Deposits Payable -17-18	1,056,000
<i>Sub-Total</i>	<b>4,407,000</b>
<b>(c) Liabilities for Sundry Credit Balances:</b>	
Exam & Other Fees Refundable to Students	2,713
Exam Remuneration Payable	152,999
<i>Sub-Total</i>	<b>155,712</b>
<b>Total</b>	<b>30,130,280</b>



*[Signature]*

**PRINCIPAL**  
FABTECH TECHNICAL CAMPUS  
COLLEGE OF ENGINEERING  
& RESEARCH, SANGOLA

**FABTECH TECHNICAL CAMPUS - COLLEGE OF ENGINEERING & RESEARCH**  
**PANDHARPUR ROAD, GAT NO. 565/1, SANGOLA, TAL. SANGOLA DIST- SOLAPUR-413307.**

**RECEIPTS AND PAYMENT ACCOUNT FOR THE PERIOD FROM 01.01.2017 TO 31.03.2018**

RECEIPTS	AMOUNT Rs.	AMOUNT Rs.	PAYMENTS	AMOUNT Rs.	AMOUNT Rs.
<u>To Opening Balance of Bank</u>			By Employees PT and PF	141,900	
SBI Sangola- College	14,557		By TDS Payable	568,730	
Cash- College	57,701	72,261	By Salary	22,891,923	
To Fees and Deposit Received		43,416,099	By EBC Scholarship	170,176	
To FABTECH EDUCATION SOCIETY		26,924,133	By Printing & Stationery	-	
To Others		242,172	By Consumables	12,081	I
To Exam Remuneration		84085	By Repairs and Maintenance	142,538	R
TO University fees		97,544	By Advertisement Expenses	32,316	I
			By Bank Charges	46,546	
			By Bus Expenses	152,000	I
			By Water Charges	1,215	I
			By Cleaning Expenses	28,850	R
			By Telephone Expenses	547,788	R
			By Travelling and Conveyance	237,703	R
			By Workshop Fees	108,000	I
			By Honorarium Charges	1,800	
			By Hospitality Charges	125,101	R
			By Admin & Other Expenses	78,948	I
			By Student and Staff Welfare		22,088
			By Sundry Creditors for Fixed Assets		2,102,244
			By Sundry Creditors for Expenses		12,257,714
			By Cultural Activities		119,471
			By Consultancy Charges Payable		4,400
			By Loans and Advances to Employees		4,015,179
			By Fabtech Polytechnic		7,064,159
			By Fabtech Public School		536,273
			By Fabtech Multistate Co.Op.Credit Soc.		2,786,357
			By Solapur Janata Sahakari Bank Ltd		16,429,204
			<u>By Closing Balance of Cash and Bank</u>		
			SBI Sangola- 32162953097	200,118	
			Cash- College	11,467	211,585
<b>Total Rs</b>		<b>70,836,294</b>	<b>Total Rs</b>		<b>70,836,294</b>



*(Signature)*  
**PRINCIPAL**  
**FABTECH TECHNICAL CAMPUS**  
**COLLEGE OF ENGINEERING**  
**& RESEARCH, SANGOLA**

# FABTECH TECHNICAL CAMPUS - COLLEGE OF ENGINEERING & RESEARCH

## NOTES FORMING PART OF ACCOUNTS

1. In general the accounts are prepared in accordance with generally accepted accounting principles. The Trust follows mercantile systems of accounting. Accounts of the trust are maintained in accordance with the provision of the Bombay Public Trust Act, 1950 and the rules made there under.
2. Fixed Assets are stated at cost of acquisition or construction less accumulated depreciation. Costs include all costs incidental to acquisition, installation and commissioning of the asset.
3. In case of newly acquired/ constructed assets, interest on borrowings and financing costs of specific loans, pertaining to those assets prior to assets put to use are capitalized and included in the cost of asset.
4. Depreciation has been provided in the books of accounts on a written down value basis at rates provided in Income Tax Act, 1961. However depreciation is computed as per generally accepted accounting principles & not as per "block of asset" method in Income Tax Rules.
5. The balances of some of the parties are being subject to confirmation.
6. Cash balances have been taken as certified by the Trustees and have not been verified by us. The control on issue of cash receipt books should be strictly enforced.
7. The Trustees have assured that though the expenses of the trust are currently in excess of its annual income, it is still a going concern based on its huge assets position and the support of the sponsoring organizations of the trust.
8. Figures of the previous years have been regrouped and reclassified wherever necessary.

For Fabtech Technical Campus - College Of Engineering & Research



*Shripad*  
Treasurer

*Spak*  
Secretary

*N. Rajapurkar*  
Chairman

Place: Pune

Date: 31<sup>st</sup> Aug 2018

For R. M. RAJAPURKAR & CO.  
CHARTERED ACCOUNTANTS

*R. M. Rajapurkar*  
(Partner)

Membership No. 40908.  
Add: 1- Regent Avenue, Sambhaji  
Chowk, Pradhikaran, Nigdi,  
Pune 411 044.



*BSI*  
PRINCIPAL  
FABTECH TECHNICAL CAMPUS  
COLLEGE OF ENGINEERING  
& RESEARCH, SANGOLA

**FABTECH TECHNICAL CAMPUS**  
**COLLEGE OF ENGINEERING & RESEARCH**

PANDHARPUR ROAD, GAT NO. 565/1, SANGOLA,  
DIST. - SOLAPUR. PIN-413307.

**FINAL STATEMENTS OF ACCOUNTS**

**AS ON 31<sup>ST</sup> MARCH, 2018**



**FABTECH TECHNICAL CAMPUS - COLLEGE OF ENGINEERING & RESEARCH**  
**PANDHARPUR ROAD, GAT NO. 565/1, SANGOLA, TAL SANGOLA DIST- SOLAPUR-413307.**  
**BALANCE SHEET AS AT 31 ST MARCH, 2018**

FUNDS AND LIABILITIES	Rs.	Rs.	PROPERTY AND ASSETS	Rs.	Rs.
<b>Trust Fund or Corpus :</b>			<b>Immovable Properties :</b>		
Balance as per last Balance Sheet	-		(Suitably classified giving mode of Valuation)	230,450,512	
Adjustment during the year	-		(as per schedule No.4)		
Addition during the year	-		Additions or Deletions (including those for depr.) if any, during the year	(230,450,512)	
			Depreciation for the year		
<b>Other Farnarked Funds :</b>			<b>Investments:</b>		
(Created under the Provisions of the Trust Deed or Scheme or out of the Income)			(Suitably classified giving mode of Valuation)		
Depreciation Fund	-				
Sinking Fund	-		<b>Movable Properties:</b>		
Reserved Fund	-		a) Furniture and Fixtures		
Any other Fund:			(as per schedule No.4)		
Donation Received for Building Fund	-		Balance as per last Balance Sheet	12,804,333	
			Additions or deductions (including those for depr.) if any, during the year	-	
<b>Loans (Secured or Unsecured)</b>			Depreciation for the year	(1,280,433)	11,523,900
Secured			b) Other Movable Properties		
From Trustees	-		(as per schedule No.4)		
From Others	-		Balance as per last Balance Sheet	13,634,567	
Solapur Janata Sahakari Bank Ltd	9,188,487	11,208,790	Additions or deductions (including those for depr.) if any, during the year	2,118,114	
Fabtech Multistate Co.Op.Credit Soc.	2,020,303		Depreciation for the year	(2,601,762)	13,150,919
<b>Internal Loan</b>			<b>Loans (Secured or Unsecured): Good/d'ful</b>		
Fabtech Education Society	285,295,909	285,433,965	Loan Scholarships	-	
Fabtech Polytechnic	1,532,594		Other Loans	-	
Fabtech Public School	(1,394,538)		<b>Internal Loan</b>		
<b>Liabilities</b>			Fabtech Polytechnic		
(as per schedule No.7)			<b>Advances :</b>		
For Expenses	25,567,568	30,130,280	To Trustees	-	
For Advances	-		To Employees	25,864	
For Rent and Other Deposits	4,407,000		To Contractors	-	
For Sundry Credit Balance	155,712		To Lawyers	-	
<b>Income and Expenditure Account :</b>			To Others	4,506,713	4,532,577
Bal. as per last Balance sheet	(227,374,538)	(255,073,136)	<b>Income Outstanding :</b>		
Less : Appropriation, if any	-		Rent	-	
Add : Surplus/(Deficit)	(227,374,538)		Interest	-	
(as per Income & Expenditure A/c)	(27,698,597)		Fees Receivable(as per Schedule No.5)	42,280,919	
			Other Receivables	-	42,280,918
			<b>Cash &amp; Bank Balance</b>		
<b>Total</b>		<b>71,699,899</b>	(a) Balance with Bank (as per Schedule No.6)	200,118	
			Cash Balance (as per Schedule No.6)	11,467	211,585
			(b) With the Trustees		
			(c) With the Manager		
			<b>Total</b>		<b>71,699,899</b>

(Notes to Accounts forming part of Final accounts)  
As per our report of even date

For R.M.RAJAPURKAR & CO  
(Chartered Accountants)



R.M. Rajapurkar  
(Partner)  
ICAI Membership No: 040908



Date: 31.08.2018  
Place: Pune

The above Balance Sheet to the best of my our belief contains a true account of the Funds and Liabilities and of the Property and Assets of the Trust.  
For FABTECH TECHNICAL CAMPUS -  
- COLLEGE OF ENGINEERING & RESEARCH

*M. Rajapurkar*  
Chairman



*S. Rajapurkar*  
Secretary

*S. Rajapurkar*  
Treasurer



*S. Rajapurkar*  
**PRINCIPAL**  
**FABTECH TECHNICAL CAMPUS**  
**COLLEGE OF ENGINEERING**  
**& RESEARCH, SANGOLA**

**FABTECH TECHNICAL CAMPUS - COLLEGE OF ENGINEERING & RESEARCH**  
**PANDHARPUR ROAD, GAT NO. 565/1, SANGOLA , TAL SANGOLA DIST- SOLAPUR-413307.**

**INCOME AND EXPENDITURE ACCOUNT FOR THE YEAR ENDING 31 ST MARCH, 2018**

EXPENDITURE	SCH.NO	Rs.	Rs.	INCOME	SCH.NO	Rs.	Rs.
To Expenditure in respect of Properties :- Rates,Taxes,Cesses		1,401,452		By Rent		-	-
Repairs and maintenance	2	2,597,777				-	-
Salaries		-		By Interest		-	-
Insurance	2	-		On Securities		-	-
Depreciation [ Immovable Assets & Properties]	4	-		On Loans		-	-
Other Expenses	2	(464,331)	3,534,898	On Bank Account		-	-
				General A/C		-	-
				Savings A/c		-	-
To Establishment Expenses			-				-
To Remuneration to Trustees			-	By Dividend			-
To Remuneration [in the case of a math to the head of the math including his household expenditure, if any.]			-	By Donations in cash or Kind (refer schedules)			-
				By Grants			-
To Legal Expenses			-	By Income from other sources ( in details as far as possible)	1		3,656,264
To Audit Fees			-	By Fees Received /Receivable	1		53,741,488
To Contribution and Fees			-	By Transfers from Reserve			-
To Amount Written off			-				-
a) Bad Debts		-	-				-
b) Loan Scholarships		-	-				-
c) Irrecoverable Rents		-	-				-
d) Other Items		-	-				-
To Miscelleneous Expenses			-				-
To Depreciations ( Furniture & other movable assets)	4	3,882,195	3,882,195				-
To Amounts transferred to Reserve or Specific Funds			-				-
To Expenditure on Objects of the trust (as per schedule)			-				-
a) Religious & other objects		-	-	By Deficit carried over to Balance Sheet			27,698,597
b) Educational	3	77,679,256					
c) Medical Relief		-					
d) Relief to Poverty		-					
e) Other Charitable Objects		-					
			77,679,256				
<b>Total Rs.</b>			<b>85,096,349</b>	<b>Total Rs.</b>			<b>85,096,349</b>

\* Notes to Accounts forming part of Final Accounts.

As per our report of even date  
For R.M.RAJAPURKAR & CO  
(Chartered Accountants)

R.M.RAJAPURKAR  
(Partner)

ICAI Membership No.: 040908  
Date : 31.08.2018  
Place: Pune



For FABTECH TECHNICAL CAMPUS -  
COLLEGE OF ENGINEERING & RESEARCH

M. M. Rajapurkar  
Chairman



S. Rajapurkar  
Secretary

S. Rajapurkar  
Treasurer



**PRINCIPAL**  
**FABTECH TECHNICAL CAMPUS**  
**COLLEGE OF ENGINEERING**  
**& RESEARCH, SANGOLA**

COLLEGE OF ENGINEERING & RESEARCH  
SANGOLA, TAL SANGOLA DIST- SOLAPUR

Schedule-1

Statement of Income

For the period from 01-04-2017 TO 31-03-2018

PARTICULARS	AMOUNT RS.
(i) Income	
Fees	
Admission / Application Form Fees	284,000
Tuition Fees	48,604,547
Development Fees	4,852,941
Sub- Total	53,741,488
(ii) Income From Other Source	
Alumni Fees	268,000
Bus Fare from Students	1,401,128
Rent Income	72,623
Admission Cancellation Fees	23,100
ARC Infrastructure Fees	-
Bonafide & Fee Structure Fees	8,410
Breakage Fees	61,195
Eligibility Fee	-
Fine and Penalties	900
Uniform Fee	10,719
Creditors Written Off	40,377
Consultancy / Testing Charges	111,321
Workshop Fees	151,050
Sponsorship For Magazine	6,400
Sport & Gathering Fees	182,540
L.C. (Leaving Certificate) Fees	28,800
Training & Placement Fees	407,350
Salary Forfeited	872,741
Other Income	2,760
Xerox Charges Fees	6,850
Sub- Total	3,656,264
Grand Total (i+ii)	57,397,752



  
PRINCIPAL  
FABTECH TECHNICAL CAMPUS  
COLLEGE OF ENGINEERING  
& RESEARCH, SANGOLA

COLLEGE OF ENGINEERING & RESEARCH, SANGOLA

Statement of Expenses

For the period from 01-04-2017 TO 31-03-2018

Schedule-2


Expenditure in respect of Properties

PARTICULARS	AMOUNT RS.
Repairs and Maintenance	2,597,777
Diesel & Petrol Expenses - Vehicles	130,598
Diesel Expenses for D G Set	89,115
Water Charges	(948,785)
Insurance - Fire and Special Perils	75,878
Vehicle Insurance	188,863
Rates and Taxes	1,401,452
<b>Total</b>	<b>3,534,898</b>

Schedule-3

Educational Objects

PARTICULARS	AMOUNT RS.
Advertisement & Recruitment Expenses	1,012,075
Affiliation Fees/Continuation Fees	610,060
AICTE FEES	100,000
Admission Processing Fees	87,300
Bank Charges	46,546
Culture Activities & Events	345,394
Cleaning Expenses	127,219
Consumables	100,811
Electricity Charges	2,521,430
Employee Cost	65,281,691
Provident Fund and PF Admin Charges	1,358,330
Staff Welfare	2,250,433
Fee Regulating Authority Processing Fees	111,181
Hospitality / Remuneration Charges	261,204
Honorarium Charges	353,900
Internet Lease Line Rent	728,337
Magazine / Journals	9,652
Other Expenses	68,794
Printing and Stationery	225,423
Professional Consultancy Charges	270,360
Refreshment, Lunch & Dinner Exp.	115,735
Postage Charges	7,478
Software Expenses	434,505
SC/ST/VJNT Inst. Scholarship	85,000
Student Welfare Exp.	14,768
Vehicle Rent	72,000
Training & Placement Expenses	668,995
Travelling & Conveyance	291,871
Telephone Expenses	8,236
Uniform Expenses \ Collection	38,699
Bad Debts Written Off	2
Laboratory Material	71,828
<b>Total</b>	<b>77,679,256</b>



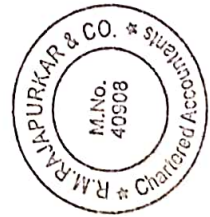
**FABTECH TECHNICAL CAMPUS - COLLEGE OF ENGINEERING & RESEARCH**  
PANDIHARPUR ROAD, GAT NO. 565/1, SANGOLA, TAL. SANGOLA DIST- SOLAPUR-413307.

FINANCIAL YEAR : 2017-2018

Schedule No.-4 : Depreciation Schedule forming part of Balance Sheet

Fixed Assets	Depreciation Rate	GROSS BLOCK OF ASSETS					DEPRECIATION				NET BLOCK	
		Opening Balance 01.04.2017	Addition before 30.09.2017	Addition after 30.09.2017	Deletions from Block	Closing Balance 31.03.2018	Accumulated Depreciation 01.04.2017	Deletions Accum. Depreciation 01.04.2017	Depreciation for the Year	Accumulated Depreciation 31.03.2018	Net Block As on 31.03.2018	Net Block As on 31.03.2017
<b>Immovable Properties</b>												
College Building ( A,C & D Wing)	10.00%	163,077,640	-	-	163,077,640	68,977,236	68,977,236	-	-	(0)	54,100,404	
College Building ( B Wing)	10.00%	77,298,118	-	-	77,298,118	23,467,847	23,467,847	-	-	-	53,830,271	
College Gate	10.00%	4,020,467	-	-	4,020,467	1,878,445	1,878,445	-	-	-	2,142,022	
Workshop Building	10.00%	11,533,763	-	-	11,533,763	4,985,225	4,985,225	-	-	-	6,548,538	
Boys Hostel	10.00%	84,597,684	-	-	84,597,684	31,524,092	31,524,092	-	-	-	53,073,592	
Girls Hostel	10.00%	33,203,653	-	-	33,203,653	12,447,968	12,447,968	-	-	-	20,755,685	
<b>Sub-Total</b>		<b>373,731,325</b>	<b>-</b>	<b>-</b>	<b>373,731,325</b>	<b>143,280,813</b>	<b>143,280,813</b>	<b>-</b>	<b>-</b>	<b>(0)</b>	<b>230,450,512</b>	
<b>Furniture and Fixtures</b>												
Furniture and Fixtures	10.00%	19,811,885	-	-	-	7,007,552	-	1,280,433	8,287,985	11,523,900	12,804,333	
<b>Other Movable Properties</b>												
Equipment (Lab, Work Shop and Office )	15.00%	22,480,551	108,522	12,882	-	11,022,722	-	1,735,919	12,758,641	9,843,314	11,457,829	
Office Vehicle	15.00%	-	1,800,000	-	-	-	-	270,000	270,000	1,530,000	-	
D G Set	15.00%	305,064	-	-	-	175,992	-	19,361	195,353	109,711	129,072	
Electrical and Lighting & Fittings	15.00%	2,558,732	-	-	-	1,273,659	-	192,761	1,466,420	1,092,312	1,285,073	
Books	40.00%	4,328,700	-	-	-	4,182,945	-	58,302	4,241,247	87,453	145,755	
Computer and Software	40.00%	19,121,134	196,710	-	-	18,504,296	-	325,419	18,829,715	488,129	616,838	
<b>Sub-Total</b>		<b>48,794,181</b>	<b>2,105,232</b>	<b>12,882</b>	<b>-</b>	<b>35,159,614</b>	<b>-</b>	<b>2,601,762</b>	<b>37,761,376</b>	<b>13,150,919</b>	<b>13,634,567</b>	
<b>GRAND TOTAL</b>		<b>442,337,391</b>	<b>2,105,232</b>	<b>12,882</b>	<b>373,731,325</b>	<b>185,447,979</b>	<b>143,280,813</b>	<b>3,882,195</b>	<b>46,049,361</b>	<b>24,674,319</b>	<b>256,889,412</b>	

Note : All assets are valued at historical cost.



*RSI*

**PRINCIPAL**  
**FABTECH TECHNICAL CAMPUS**  
**COLLEGE OF ENGINEERING**  
**& RESEARCH, SANGOLA**

**COLLEGE OF ENGINEERING & RESEARCH, SANGOLA**

**Schedule-5**

**Current Assets**

As on 31 st March, 2018


PARTICULARS	AMOUNT Rs
<b>(i) Fees Receivable:</b>	
<b>(a) Fees Receivable from Students - FY-12-13</b>	
Tuition Fee Receivable	732,010
<b>(b) Fees Receivable from Students - FY-13-14</b>	
Fees Receivable from Students	744,965
Fees Receivable from Samajkalyan	-
<b>(c) Fees Receivable from Students - FY-14-15</b>	
Fees Receivable from Students	1,055,273
Fees Receivable from Samajkalyan	-
<b>(d) Fees Receivable from Students - FY-15-16</b>	
Fees Receivable from Students	41,350
Fees Receivable from Samajkalyan	-
<b>(e) Fees Receivable from Students - FY-16-17</b>	
Fees Receivable from Students	510,328
Fees Receivable from Samajkalyan	3,600,222
<b>(e) Fees Receivable from Students - FY-17-18</b>	
Fees Receivable from Students	13,777,076
Fees Receivable from Samajkalyan	21,819,695
<b>Total</b>	<b>42,280,919</b>

**Schedule-6**

**Current Assets**

As on 31 st March, 2018

PARTICULARS	AMOUNT Rs
<b>(i) Loans and Advances:</b>	
Advance to Trustees	-
Advances to Employees	25,864
<i>Sub-Total (i)</i>	<b>25,864</b>
<b>(ii) Other Current Assets:</b>	
Security Deposit with AICTE	3,500,000
Prepaid Expenses	739,093
Other Receivables	66,273
GST Receivable	201,347
<i>Sub-Total (ii)</i>	<b>4,506,713</b>
<b>(iii) Cash &amp; Balances with Banks</b>	
SBI Sangola A/C 32162953097	200,118
<i>Sub-Total (iii)</i>	<b>200,118</b>
<b>(iv) Cash Balance</b>	
Cash in Hand	11,467
<i>Sub-Total (iv)</i>	<b>11,467</b>
<b>Grand Total</b>	<b>4,744,162</b>





COLLEGE OF ENGINEERING & RESEARCH, SANGOLA

Schedule-7

**Current Liabilities**

As on 31 st March, 2018

PARTICULARS	AMOUNT RS
<b>Current Liabilities &amp; Provisions</b>	
<b>(a) Liabilities for Expenses:</b>	
Salary Payable	20,384,096
Other Provisions	444,607
TDS Payable	2,162,128
PT Payable	56,125
Provident Fund Payable	238,075
Sundry Creditors for Fixed Assets	637,180
Sundry Creditors for Expenses	1,645,357
<i>Sub-Total</i>	<b>25,567,568</b>
<b>(b) Liabilities for Rent and Other Deposits:</b>	
College Deposits Payable -11-12	219,000
College Deposits Payable -12-13	321,000
College Deposits Payable -13-14	666,000
College Deposits Payable -14-15	726,000
College Deposits Payable -15-16	846,000
College Deposits Payable -16-17	573,000
College Deposits Payable -17-18	1,056,000
<i>Sub-Total</i>	<b>4,407,000</b>
<b>(c) Liabilities for Sundry Credit Balances:</b>	
Exam & Other Fees Refundable to Students	2,713
Exam Remuneration Payable	152,999
<i>Sub-Total</i>	<b>155,712</b>
<b>Total</b>	<b>30,130,280</b>



*[Signature]*

**PRINCIPAL**  
**FABTECH TECHNICAL CAMPUS**  
**COLLEGE OF ENGINEERING**  
**& RESEARCH, SANGOLA**

**FABTECH TECHNICAL CAMPUS - COLLEGE OF ENGINEERING & RESEARCH**  
**PANDHARPUR ROAD, GAT NO. 565/1, SANGOLA, TAL. SANGOLA DIST- SOLAPUR-413307.**

**RECEIPTS AND PAYMENT ACCOUNT FOR THE PERIOD FROM 01.01.2017 TO 31.03.2018**

RECEIPTS	AMOUNT Rs.	AMOUNT Rs.	PAYMENTS	AMOUNT Rs.	AMOUNT Rs.
<u>To Opening Balance of Bank</u>			By Employees PT and PF	141,900	
SBI Sangola- College	14,557		By TDS Payable	568,730	
Cash- College	57,701	72,261	By Salary	22,891,923	
To Fees and Deposit Received		43,416,099	By EBC Scholarship	170,176	
To FABTECH EDUCATION SOCIETY		26,924,133	By Printing & Stationery	-	
To Others		242,172	By Consumables	12,081	I
To Exam Remuneration		84085	By Repairs and Maintenance	142,538	R
TO University fees		97,544	By Advertisement Expenses	32,316	I
			By Bank Charges	46,546	
			By Bus Expenses	152,000	I
			By Water Charges	1,215	I
			By Cleaning Expenses	28,850	R
			By Telephone Expenses	547,788	R
			By Travelling and Conveyance	237,703	R
			By Workshop Fees	108,000	I
			By Honorarium Charges	1,800	
			By Hospitality Charges	125,101	R
			By Admin & Other Expenses	78,948	I 25,287,618
			By Student and Staff Welfare		22,088
			By Sundry Creditors for Fixed Assets		2,102,244
			By Sundry Creditors for Expenses		12,257,714
			By Cultural Activities		119,471
			By Consultancy Charges Payable		4,400
			By Loans and Advances to Employees		4,015,179
			By Fabtech Polytechnic		7,064,159
			By Fabtech Public School		536,273
			By Fabtech Multistate Co.Op.Credit Soc.		2,786,357
			By Solapur Janata Sahakari Bank Ltd		16,429,204
			<u>By Closing Balance of Cash and Bank</u>		
			SBI Sangola- 32162953097	200,118	
			Cash- College	11,467	211,585
<b>Total Rs</b>		<b>70,836,294</b>	<b>Total Rs</b>		<b>70,836,294</b>



*(Signature)*  
**PRINCIPAL**  
**FABTECH TECHNICAL CAMPUS**  
**COLLEGE OF ENGINEERING**  
**& RESEARCH, SANGOLA**



# FABTECH TECHNICAL CAMPUS - COLLEGE OF ENGINEERING & RESEARCH

## NOTES FORMING PART OF ACCOUNTS

1. In general the accounts are prepared in accordance with generally accepted accounting principles. The Trust follows mercantile systems of accounting. Accounts of the trust are maintained in accordance with the provision of the Bombay Public Trust Act, 1950 and the rules made there under.
2. Fixed Assets are stated at cost of acquisition or construction less accumulated depreciation. Costs include all costs incidental to acquisition, installation and commissioning of the asset.
3. In case of newly acquired/ constructed assets, interest on borrowings and financing costs of specific loans, pertaining to those assets prior to assets put to use are capitalized and included in the cost of asset.
4. Depreciation has been provided in the books of accounts on a written down value basis at rates provided in Income Tax Act, 1961. However depreciation is computed as per generally accepted accounting principles & not as per "block of asset" method in Income Tax Rules.
5. The balances of some of the parties are being subject to confirmation.
6. Cash balances have been taken as certified by the Trustees and have not been verified by us. The control on issue of cash receipt books should be strictly enforced.
7. The Trustees have assured that though the expenses of the trust are currently in excess of its annual income, it is still a going concern based on its huge assets position and the support of the sponsoring organizations of the trust.
8. Figures of the previous years have been regrouped and reclassified wherever necessary.

For Fabtech Technical Campus - College Of Engineering & Research



*Shripad*  
Treasurer

*Spak*  
Secretary

*N. Rajapurkar*  
Chairman

Place: Pune

Date: 31<sup>st</sup> Aug 2018

For R. M. RAJAPURKAR & CO.  
CHARTERED ACCOUNTANTS

*R. M. Rajapurkar*  
(Partner)

Membership No. 40908.  
Add: 1- Regent Avenue, Sambhaji  
Chowk, Pradhikaran, Nigdi,  
Pune 411 044.



*BSI*  
PRINCIPAL  
FABTECH TECHNICAL CAMPUS  
COLLEGE OF ENGINEERING  
& RESEARCH, SANGOLA

**FABTECH TECHNICAL CAMPUS**  
**COLLEGE OF ENGINEERING & RESERCH**

PANDHARPUR ROAD, GAT NO. 565/1, SANGOLA, SOLAPUR  
PUNE-413307.

**STANDALONE FINAL STATEMENTS OF ACCOUNTS**

**AS ON 31<sup>ST</sup> MARCH, 2019**

**FABTECH TECHNICAL CAMPUS - COLLEGE OF ENGINEERING & RESEARCH**  
 PANDHARPUR ROAD, GAT NO. 565/1, SANGOLA, TAL. SANGOLA DIST- SOLAPUR-413307.  
 BALANCE SHEET AS AT 31 ST MARCH, 2019

FUNDS AND LIABILITIES	Rs.		PROPERTY AND ASSETS	Rs.	
<b>Trust Fund or Corpus :</b>			<b>Immovable Properties :</b>		
Balance as per last Balance Sheet	-		(Suitably classified giving mode of Valuation)	-	
Adjustment during the year	-		(as per schedule No.1)	-	
Addition during the year	-		Additions or Deletions (including those for depr.) if any, during the year	-	
			Depreciation for the year	-	
<b>Other Faimarked Funds :</b>			<b>Investments:</b>		
(Created under the Provisions of the Trust Deed or Scheme or out of the Income)			(Suitably classified giving mode of Valuation)		
Deprecation Fund	-				
Sinking Fund	-		<b>Movable Properties:</b>		
Reserved Fund	-		a) <b>Furniture and Fixtures</b>		
Any other Fund:			(as per schedule No.1)		
Donation Received for Building Fund	-		Balance as per last Balance Sheet	11,323,909	
			Additions or deductions (including those for depr.) if any, during the year	29,098	
<b>Loans (Secured or Unsecured)</b>			Depreciation for the year	(1,133,291)	10,397,617
Secured					
From Trustees	-		b) <b>Other Movable Properties</b>		
From Others	-		(as per schedule No.4)		
Solapur Janata Sahakari Bank Ltd	7,054,864		Balance as per last Balance Sheet	13,150,919	
Fabtech Multistate Co.Op.Credit Soc.	2,305,403	9,360,267	Additions or deductions (including those for depr.) if any, during the year	258,647	
			Depreciation for the year	(2,166,503)	11,243,063
<b>Internal Loan</b>			<b>Loans (Secured or Unsecured): Good/d'ful</b>		
Fabtech Education Society	314,039,886		Loan Scholarships	-	
Fabtech Polytechnic	(778,379)		Other Loans	-	
Fabtech Public School	(3,037,425)	310,224,082			
<b>Liabilities</b>			<b>Internal Loan</b>		
(as per schedule No.7)			Fabtech Polytechnic	-	
For Expenses	30,572,309		<b>Advances :</b>		
For Advances	-		To Trustees	-	
For Rent and Other Deposits	4,307,000		To Employees (as per Schedule No.6)	2,330,932	
For Sundry Credit Balance	260,241	35,139,550	To Contractors	-	
			To Lawyers	-	
<b>Income and Expenditure Account :</b>			To Others (as per Schedule No.6)	4,321,431	6,652,363
Bal. as per last Balance sheet	(255,073,136)		<b>Income Outstanding :</b>		
Less : Appropriation, if any	-		Rent	-	
	(255,073,136)		Interest	-	
Add : Surplus/(Deficit)	(34,633,835)	(289,706,970)	Fees Receivable(as per Schedule No.5)	36,151,101	
(as per Income & Expenditure A/c)			Other Receivables	-	36,151,100
			<b>Cash &amp; Bank Balance</b>		
<b>Total</b>		<b>65,016,929</b>	(a) Balance with Bank (as per Schedule No.6)	551,730	
			Cash Balance (as per Schedule No.6)	21,055	572,785
			(b) With the Trustees	-	
			(c) With the Manager	-	
			<b>Total</b>		<b>65,016,929</b>

(Notes to Accounts forming part of Final accounts  
 As per our report of even date

For R.M.RAJAPURKAR & CO.  
 (Chartered Accountants)

*R. M. Rajapurkar*

R.M.RAJAPURKAR  
 (Partner)

ICAI Membership No : 040908  
 UDIN : 19040908AAAJC2131  
 Date : 19.09.2019  
 Place: Pune



The above Balance Sheet to the best of my / our belief contains a true account  
 of the Funds and Liabilities and of the Property and Assets of the Trust.

For FABTECH TECHNICAL CAMPUS -  
 - COLLEGE OF ENGINEERING & RESEARCH

*M. M. ...*  
 Chairman

*Space*  
 Secretary

*Dr.*  
 Treasurer



*Dr.*  
**PRINCIPAL**  
**FABTECH TECHNICAL CAMPUS**  
**COLLEGE OF ENGINEERING**  
**& RESEARCH, SANGOLA**

**FABTECH TECHNICAL CAMPUS - COLLEGE OF ENGINEERING & RESEARCH**  
 PANDHARPUR ROAD, GAT NO. 565/1, SANGOLA, TAL SANGOLA DIST- SOLAPUR-413307.

**INCOME AND EXPENDITURE ACCOUNT FOR THE YEAR ENDING 31 ST MARCH, 2019**

EXPENDITURE		SCH.NO	Rs.	Rs.	INCOME		SCH.NO	Rs.	Rs.
To Expenditure in respect of Properties :-					By Rent			-	-
Rates, Taxes, Cesses			923,526					-	-
Repairs and maintenance	2		1,360,242		By Interest			-	-
Salaries			-		On Securities			-	-
Insurance	2		-		On Loans			-	-
Depreciation [ Immovable Assets & Properties]	4		-		On Bank Account			-	-
Other Expenses	2		5,341,706	7,625,475	General A/C			-	-
					Savings A/c			-	-
To Establishment Expenses				-				-	-
To Remuneration to Trustees				-	By Dividend			-	-
To Remuneration [in the case of a math to the head of the math including his household expenditure, if any.]				-	By Donations in cash or Kind (refer schedules)			-	-
To Legal Expenses				-	By Grants			-	-
To Audit Fees				-	By Income from other sources ( in details as far as possible)	1		4,473,456	
To Contribution and Fees				-	By Fees Received /Receivable	1		45,087,640	
To Amount Written off				-	By Transfers from Reserve			-	-
a) Bad Debts			-					-	-
b) Loan Scholarships			-					-	-
c) Irrecoverable Rents			-					-	-
d) Other Items			-					-	-
To Miscellaneous Expenses								-	-
To Depreciations ( Furniture & other movable assets)	4		3,321,794	3,321,794				-	-
To Amounts transferred to Reserve or Specific Funds								-	-
To Expenditure on Objects of the trust (as per schedule)					By Deficit carried over to Balance Sheet			34,633,835	
a) Religious & other objects			-					-	-
b) Educational	3		73,247,662					-	-
c) Medical Relief			-					-	-
d) Relief to Poverty			-					-	-
e) Other Charitable Objects			-					-	-
				73,247,662				-	-
<b>Total Rs.</b>				<b>84,194,930</b>	<b>Total Rs.</b>			<b>84,194,930</b>	

\* Notes to Accounts forming part of Final Accounts

As per our report of even date  
 For R.M.RAJAPURKAR & CO  
 (Chartered Accountants)

*R. M. Rajapurkar*  
 R.M.RAJAPURKAR  
 (Partner)

ICAI Membership No.: 040908  
 UDIN : 19040908.AAAAJC2131  
 Date : 19.09.2019  
 Place: Pune



For FABTECH TECHNICAL CAMPUS -  
 COLLEGE OF ENGINEERING & RESEARCH

*M. Rajapurkar*  
 Chairperson



*Spice*  
 Secretary

*Shri D.*  
 Treasurer



*[Signature]*  
**PRINCIPAL**  
**FABTECH TECHNICAL CAMPUS**  
**COLLEGE OF ENGINEERING**  
**& RESEARCH, SANGOLA**

COLLEGE OF ENGINEERING & RESEARCH, SANGOLA

Schedule-1

Statement of Income

For the period from 01-04-2018 TO 31-03-2019

PARTICULARS	AMOUNT RS.
<b>(i) Income</b>	
Fees	
Admission / Application Form Fees	223,750
Tuition Fees	40,872,673
Development Fees	3,991,217
Sub- Total	45,087,640
<b>(ii) Income From Other Source</b>	
Alumni Fees	222,000
Bus Fare from Students	1,319,592
Rent Income	73,441
Admission Cancellation Fees	9,200
Electricity Duty Refund	2,515,837
Bonafide & Fee Structure Fees	2,840
Breakage Fees	53,450
Fine and Penalties	80,350
Creditors Written Off	5,575
Consultancy / Testing Charges	5,921
Workshop Fees	40,000
Fee Received Unknown Student	86,580
L.C. (Leaving Certificate) Fees	24,700
Other Income	33,770
Xerox Charges Fees	200
Sub- Total	4,473,456
<b>Grand Total (i+ii)</b>	<b>49,561,096</b>



*[Signature]*

PRINCIPAL  
FABTECH TECHNICAL CAMPUS  
COLLEGE OF ENGINEERING  
& RESEARCH, SANGOLA

COLLEGE OF ENGINEERING & RESEARCH, SANGOLA

Statement of Expenses

For the period from 01-04-2018 TO 31-03-2019

Schedule-2

Expenditure in respect of Properties

PARTICULARS	AMOUNT RS.
Repairs and Maintenance	1,360,242
Diesel & Petrol Expenses - Vehicles	147,199
Diesel Expenses for D.G Set	229,911
Expenses for Buses	3,684,807
Water Charges	880,773
Insurance - Fire and Special Perils	158,831
Vehicle Insurance	240,185
Rates and Taxes	923,526
<b>Total</b>	<b>7,625,475</b>

Schedule-3

Educational Objects

PARTICULARS	AMOUNT RS.
Advertisement & Recruitment Expenses	1,078,979
Affiliation Fees/Continuation Fees	320,000
AICTE FEES	100,000
Admission Processing Fees	98,780
Bank Charges	31,166
Culture Activities & Events	494,411
Cleaning Expenses	120,802
Consumables	31,513
Electricity Charges	2,905,007
Employee Cost	60,924,363
Provident Fund and PF Admin Charges	1,723,535
Staff Welfare	2,387,908
NAAC Reg Fees & Expenses	667,858
Hospitality / Remuneration Charges	136,192
Honorarium Charges	202,600
Internet Lease Line Rent	483,403
Magazine / Journals	10,121
Other Expenses	54,502
Printing and Stationery	194,406
Professional Consultancy Charges	18,200
Refreshment, Lunch & Dinner Exp.	88,691
Postage Charges	2,215
Software Expenses	562,429
Fee Regulating Authority Processing Fees	65,333
Student Welfare Exp.	34,355
Training & Placement Expenses	86,036
Travelling & Conveyance	268,455
Telephone Expenses	38,273
Bad Debts Written Off	19,956
Laboratory Material	98,174
<b>Total</b>	<b>73,247,662</b>



*KSA*  
**PRINCIPAL**  
**FABTECH TECHNICAL CAMPUS**  
**COLLEGE OF ENGINEERING**  
**& RESEARCH, SANGOLA**

**FABTECH TECHNICAL CAMPUS - COLLEGE OF ENGINEERING & RESEARCH**  
**PANDHARPUR ROAD, GAT NO. 565/1, SANGOLA, TAL. SANGOLA DIST- SOLAPUR-413307.**

FINANCIAL YEAR : 2018-2019

Schedule No.4 : Depreciation Schedule forming part of Balance Sheet

Fixed Assets	Depreciation Rate	GROSS BLOCK OF ASSETS					DEPRECIATION				NET BLOCK	
		Opening Balance 01.04.2018	Addition before 30.09.2018	Addition after 30.09.2018	Deletions from Block	Closing Balance 31.03.2019	Accumulated Depreciation 01.04.2018	Deletions Accum. Depreciation 01.04.2018	Depreciation for the Year	Accumulated Depreciation 31.03.2019	Net Block As on 31.03.2019	Net Block As on 31.03.2018
<b>Immoveable Properties</b>												
College Building ( A.C & D Wing)	10.00%	-	-	-	-	-	-	-	-	-	-	-
College Building ( B Wing)	10.00%	-	-	-	-	-	-	-	-	-	-	-
College Gate	10.00%	-	-	-	-	-	-	-	-	-	-	-
Workshop Building	10.00%	-	-	-	-	-	-	-	-	-	-	-
Boys Hostel	10.00%	-	-	-	-	-	-	-	-	-	-	-
Girls Hostel	10.00%	-	-	-	-	-	-	-	-	-	-	-
<b>Sub-Total</b>												
<b>Furniture and Fixtures</b>												
Furniture and Fixtures	10.00%	19,811,885	29,008	-	-	19,840,893	8,287,985	-	1,155,291	9,443,276	10,297,617	11,522,900
<b>Other Movable Properties</b>												
Equipment (Lab, Work Shop and Office )	15.00%	22,601,955	213,600	-	-	22,815,555	12,758,641	-	1,508,537	14,267,178	8,548,377	9,843,314
Office Vehicle	15.00%	1,800,000	-	-	-	1,800,000	270,000	-	229,500	499,500	1,300,500	1,530,000
D G Set	15.00%	305,064	-	-	-	305,064	195,353	-	16,457	211,810	93,254	104,711
Electrical and Lighting & Fittings	15.00%	2,558,732	-	-	-	2,558,732	1,466,420	-	163,847	1,630,267	928,465	1,092,312
Books	40.00%	4,328,700	44,597	450	-	4,373,747	4,241,247	-	52,910	4,294,157	79,590	87,453
Computer and Software	40.00%	19,317,844	-	450	-	19,317,844	18,829,715	-	195,252	19,024,967	292,877	433,129
<b>Sub-Total</b>		50,912,295	258,197	450	-	51,170,942	37,761,376	-	2,166,503	39,927,879	11,243,063	13,150,919
<b>GRAND TOTAL</b>		70,724,180	287,205	450	-	71,011,835	46,049,361	-	3,321,794	49,371,155	21,640,680	24,674,819

Note : All assets are valued at historical cost.



*tsl*  
**PRINCIPAL**  
**FABTECH TECHNICAL CAMPUS**  
**COLLEGE OF ENGINEERING**  
**& RESEARCH, SANGOLA**

COLLEGE OF ENGINEERING & RESEARCH, SANGOLA

Schedule-5

Current Assets

As on 31 st March, 2019


PARTICULARS	AMOUNT Rs
(i) Fees Receivable:	
(a) Fees Receivable from Students - FY-12-13	
Tuition Fee Receivable	732,010
(b) Fees Receivable from Students - FY-13-14	
Fees Receivable from Students	744,965
Fees Receivable from Samajkalyan	-
(c) Fees Receivable from Students - FY-14-15	
Fees Receivable from Students	944,614
Fees Receivable from Samajkalyan	-
(d) Fees Receivable from Students - FY-15-16	
Fees Receivable from Students	47,684
Fees Receivable from Samajkalyan	-
(e) Fees Receivable from Students - FY-16-17	
Fees Receivable from Students	474,840
Fees Receivable from Samajkalyan	600,933
(f) Fees Receivable from Students - FY-17-18	
Fees Receivable from Students	113,896
Fees Receivable from Samajkalyan	8,404,631
(g) Fees Receivable from Students - FY-18-19	
Fees Receivable from Students	14,529,786
Fees Receivable from Samajkalyan	9,557,742
<b>Total</b>	<b>36,151,101</b>

Schedule-6

Current Assets

As on 31 st March, 2019

PARTICULARS	AMOUNT Rs
(i) Loans and Advances:	
Advance to Trustees	-
Advances to Employees	2,330,932
<i>Sub-Total (i)</i>	<b>2,330,932</b>
(ii) Other Current Assets:	
Security Deposit with AICTE	3,500,000
Prepaid Expenses	165,295
Other Receivables	9,102
TDS Receivable	1,001
GST Receivable	646,033
<i>Sub-Total (ii)</i>	<b>4,321,431</b>
(iii) Cash & Balances with Banks	
BOI A/C NO 0749201 10000560	406,062
SBI Sangola A/C 32162953097	145,667
<i>Sub-Total (iii)</i>	<b>551,730</b>
(iv) Cash Balance	
Cash in Hand	21,055
<i>Sub-Total (iv)</i>	<b>21,055</b>
<b>Grand Total (i+ii+iii+iv)</b>	<b>7,225,148</b>



*[Signature]*  
**PRINCIPAL**  
**FABTECH TECHNICAL CAMPUS**  
**COLLEGE OF ENGINEERING**  
**& RESEARCH, SANGOLA**



COLLEGE OF ENGINEERING & RESEARCH, SANGOLA

Schedule-7

**Current Liabilities**

As on 31 st March, 2019

PARTICULARS	AMOUNT RS
<b>Current Liabilities &amp; Provisions</b>	
(a) Liabilities for Expenses:	
Salary Payable	23,825,796
Other Provisions	359,849
TDS Payable	1,448,072
PT Payable	54,325
Provident Fund Payable	1,651,064
Sundry Creditors for Fixed Assets	636,354
Sundry Creditors for Expenses	2,596,849
<i>Sub-Total</i>	<b>30,572,309</b>
(b) Liabilities for Rent and Other Deposits:	
College Deposits Payable -11-12	195,000
College Deposits Payable -12-13	273,000
College Deposits Payable -13-14	521,000
College Deposits Payable -14-15	474,000
College Deposits Payable -15-16	636,000
College Deposits Payable -16-17	564,000
College Deposits Payable -17-18	1,023,000
College Deposits Payable -18-19	621,000
<i>Sub-Total</i>	<b>4,307,000</b>
(c) Liabilities for Sundry Credit Balances:	
Exam & Other Fees Refundable to Students	-
Exam Remuneration Payable	260,241
<i>Sub-Total</i>	<b>260,241</b>
<b>Total (a+b+c)</b>	<b>35,139,550</b>





*RSI*  
**PRINCIPAL**  
**FABTECH TECHNICAL CAMPUS**  
**COLLEGE OF ENGINEERING**  
**& RESEARCH, SANGOLA**

**FABTECH TECHNICAL CAMPUS - COLLEGE OF ENGINEERING & RESEARCH**

PANDHARPUR ROAD, GAT NO. 565/1, SANGOLA, TAL SANGOLA DIST- SOLAPUR-413307.

RECEIPTS AND PAYMENT ACCOUNT FOR THE PERIOD FROM 01.04.2018 TO 31.03.2019

RECEIPTS	AMOUNT Rs.	AMOUNT Rs.	PAYMENTS	AMOUNT Rs.	AMOUNT Rs.
<u>To Opening Balance of Bank</u>			By Employees PT and PF	242,575	
SBI Sangola- College	200,118		By TDS Payable	2,439,878	
Cash- College	11,467	211,585	By Salary	39,373,109	
			By News Paper Exp	10,121	I
To Fees and Deposit Received		49,905,312	By Printing & Stationery	11,237	I
To Fabtech Education Society		17,887,100	By Consumables	6,424	I
To Others		517838	By Repairs and Maintenance	97,181	R
To Exam Remuneration		183873	By Advertisement Expenses	17,834	I
TO University fees		1190	By Bank Charges	29,198	
			By Bus Expenses	84,377	I
			By Postage & Courier Charges	2,215	R
			By Cleaning Expenses	20,590	R
			By Telephone Expenses	271,249	R
			By Travelling and Conveyance	203,230	R
			By Training & Placement Exp.	26,617	R
			By Honorarium Charges	26,700	
			By Hospitality Charges	40,516	R
			By Admin & Other Expenses	28,441	I 42,931,492
			By Student and Staff Welfare		62,457
			By Sundry Creditors for Fixed Assets		107,886
			By Sundry Creditors for Expenses		10,812,998
			By Cultural Activities		99,047
			By Consultancy Charges Payable		-
			By Loans and Advances to Employees		3,857,513
			By Fabtech Polytechnic		3,027,265
			By Fabtech Public School		720,078
			By Fabtech Multistate Co.Op.Credit Soc.		150,000
			By Solapur Janata Sahakari Bank Ltd		6,365,378
			<u>By Closing Balance of Cash and Bank</u>		
			SBI Sangola- 32162953097	145,667	
			BOI A/C NO 074920110000560	406,062	
			Cash- College	21,055	572,785
<b>Total</b>		<b>68,706,898</b>	<b>Total</b>		<b>68,706,898</b>



128  
**PRINCIPAL**  
**FABTECH TECHNICAL CAMPUS**  
**COLLEGE OF ENGINEERING**  
**& RESEARCH, SANGOLA**

# FABTECH TECHNICAL CAMPUS – COLLEGE OF ENGINEERING & RESEARCH

## ACCOUNTING POLICIES AND NOTES FORMING PART OF ACCOUNTS

1. In general the accounts are prepared in accordance with generally accepted accounting principles. The Trust follows mercantile systems of accounting. Accounts of the trust are maintained in accordance with the provision of the Bombay Public Trust Act, 1950 and the rules made there under.
2. Fixed Assets are stated at cost of acquisition or construction less accumulated depreciation. Costs include all costs incidental to acquisition, installation and commissioning of the asset.
3. In case of newly acquired/ constructed assets, interest on borrowings and financing costs of specific loans, pertaining to those assets prior to assets put to use are capitalized and included in the cost of asset.
4. Depreciation has been provided in the books of accounts on a written down value basis at rates provided in Income Tax Act, 1961. However depreciation is computed as per generally accepted accounting principles & not as per "block of asset" method in Income Tax Rules.
5. The balances of some of the parties are being subject to confirmation.
6. Cash balances have been taken as certified by the Trustees and have been verified by us. The control on issue of cash receipt books should be strictly enforced.
7. The Trustees have assured that though the expenses of the trust are currently in excess of its annual income, it is still a going concern based on its huge assets position and the support of the sponsoring organizations of the trust.
8. Figures of previous years have been regrouped and reclassified wherever necessary.

For Fabtech Technical Campus – College Of Engineering & Research

Treasurer

Secretary

Chairman

Place: Pune

Date: 19.09.2019

For R. M. RAJAPURKAR & CO.  
CHARTERED ACCOUNTANTS

R. M. Rajapurkar

Mr. R. M. RAJAPURKAR  
(Partner)

Membership No. 40908.

Add: 1- Regent Avenue, Sambhaji Chowk  
Pradhikaran, Nigdi,  
Pune 411 044.



PRINCIPAL  
FABTECH TECHNICAL CAMPUS  
COLLEGE OF ENGINEERING  
& RESEARCH, SANGOLA

**FABTECH TECHNICAL CAMPUS**  
**COLLEGE OF ENGINEERING & RESERCH**

PANDHARPUR ROAD, GAT NO. 565/1, SANGOLA, SOLAPUR  
PUNE-413307.

**STANDALONE FINAL STATEMENTS OF ACCOUNTS**

**AS ON 31ST MARCH, 2020**

**FABTECH TECHNICAL CAMPUS - COLLEGE OF ENGINEERING & RESEARCH**  
**PANDHARPUR ROAD, GAT NO. 565/1, SANGOLA, TAL. SANGOLA DIST- SOLAPUR-413307.**  
**BALANCE SHEET AS AT 31 ST MARCH, 2020**

FUNDS AND LIABILITIES	Rs.	Rs.	PROPERTY AND ASSETS	Rs.	Rs.
<b>Trust Fund or Corpus :</b>			<b>Immovable Properties :</b>		
Balance as per last Balance Sheet	-		(Suitably classified giving mode of Valuation)	-	
Adjustment during the year	-		(as per schedule No. 4)	-	
Addition during the year	-		Additions or Deletions (including those for depr.) if any, during the year	-	
			Depreciation for the year	-	
<b>Other Earmarked Funds :</b>			<b>Investments:</b>		
(Created under the Provisions of the Trust Deed or Scheme or out of the Income)			(Suitably classified giving mode of Valuation)		
Depreciation Fund	-		<b>Movable Properties:</b>		
Sinking Fund	-		a) <b>Furniture and Fixtures</b>		
Reserved Fund	-		(as per schedule No. 4)		
Any other Fund:			Balance as per last Balance Sheet	10,397,617	
Donation Received for Building Fund	-		Additions or deductions (including those for depr.) if any, during the year	-	
			Depreciation for the year	(1,039,762)	9,357,855
<b>Loans (Secured or Unsecured)</b>			b) <b>Other Movable Properties</b>		
Secured			(as per schedule No. 4)		
From Trustees	-		Balance as per last Balance Sheet	11,243,063	
From Others	-		Additions or deductions (including those for depr.) if any, during the year	106,541	
Solapur Janata Sahakari Bank Ltd	4,249,277		Depreciation for the year	(1,822,193)	9,527,411
Fabtech Multistate Co.Op.Credit Soc.	1,983,184	6,232,461	<b>Loans (Secured or Unsecured): Good/d'ful</b>		
			Loan Scholarships	-	
<b>Internal Loan</b>			Other Loans	-	
Fabtech Education Society	325,511,732		<b>Internal Loan</b>		
Fabtech Polytechnic	(1,934,772)		Fabtech Polytechnic	-	
Fabtech Public School	(4,904,121)		<b>Advances :</b>		
Fabtech College of Pharmacy Sangola	(415,459)		To Trustees	-	
Fabtech College of Pharmacy Polytechnic	(15,000)	318,242,380	To Employees (as per Schedule No.6)	1,852,515	
			To Contractors	-	
<b>Liabilities</b>			To Lawyers	-	
(as per schedule No.7)			To Others (as per Schedule No.6)	3,641,717	5,494,232
For Expenses	38,073,664		<b>Income Outstanding :</b>		
For Advances	-		Rent	-	
For Rent and Other Deposits	4,672,000		Interest	-	
For Sundry Credit Balance	223,895	42,969,559	Fees Receivable(as per Schedule No.5)	43,744,002	
			Other Receivables	-	43,744,002
<b>Income and Expenditure Account :</b>			<b>Cash &amp; Bank Balance</b>		
Bal. as per last Balance sheet	(289,706,970)		(a) Balance with Bank (as per Schedule No.6)	607,007	
Less : Appropriation, if any	-		Cash Balance (as per Schedule No.6)	3,038	610,045
	(289,706,970)		(b) With the Trustees	-	
Add : Surplus/(Deficit)	(9,003,834)		(c) With the Manager	-	
(as per Income & Expenditure A/c)		(298,710,855)			
<b>Total</b>		<b>68,733,545</b>	<b>Total</b>		<b>68,733,545</b>

(Notes to Accounts forming part of Final accounts  
As per our report of even date)

For R.M.RAJAPURKAR & CO.  
(Chartered Accountants)

*R.M. Rajapurkar*


R.M.RAJAPURKAR  
(Partner)  
ICAI Membership No.: 040903  
UDIN : 20040908AAAJU8264  
Date : 20.11.2020  
Place: Pune



The above Balance Sheet to the best of my our belief contains a true account  
of the Funds and Liabilities and of the Property and Assets of the Trust -  
For FABTECH TECHNICAL CAMPUS -  
- COLLEGE OF ENGINEERING & RESEARCH

*A.R.P.*  
Chairman

*B. G. ...*  
Secretary



*F.R.*  
Treasurer



*K.S.A.*  
**PRINCIPAL**  
**FABTECH TECHNICAL CAMPUS**  
**COLLEGE OF ENGINEERING**  
**& RESEARCH, SANGOLA**

**FABTECH TECHNICAL CAMPUS - COLLEGE OF ENGINEERING & RESEARCH**  
 PANDHARPUR ROAD, GAT NO. 569/1, SANGOLA, TAL. SANGOLA DIST- SOLAPUR-413007.

**INCOME AND EXPENDITURE ACCOUNT FOR THE YEAR ENDING 31 ST MARCH, 2019**


EXPENDITURE	SCH. NO	Rs.	Rs.	INCOME	SCH. NO	Rs.	Rs.
To Expenditure in respect of Properties -				By Rent		-	-
Rates, Taxes, Cesses		1,144,546				-	-
Repairs and maintenance	2	1,938,619		By Interest		-	-
Salaries		-		On Securities		-	-
Insurance	2	-		On Loans		-	-
Depreciation (Immovable Assets & Properties)	4	-		On Bank Account		-	-
Other Expenses	2	5,195,393	7,268,658	General A/c		-	-
To Establishment Expenses			-	Savings A/c		-	-
To Remuneration to Trustees			-	By Dividend		-	-
To Remuneration [in the case of a math to the head of the math including his household expenditure, if any.]			-	By Donations in cash or kind (refer schedule)		-	-
To Legal Expenses			-	By Grants		-	-
To Audit Fees			-	By Income from other sources (in details as far as possible)	1		3,009,897
To Contribution and Fees			-	By Fees Received Receivable	3		56,569,736
To Amount Written off			-	By Transfers from Reserve			-
a) Bad Debts		-	-				
b) Loan Scholarships		-	-				
c) Irrecoverable Rents		-	-				
d) Other Items		-	-				
To Miscellaneous Expenses							
To Depreciations (Furniture & other movable assets)	4	2,861,955	2,861,955				
To Amounts transferred to Reserve or Specific Funds							
To Expenditure on Objects of the trust (as per schedule)							
a) Religious & other objects		-		By Deficit carried over to Balance Sheet			9,063,884
b) Educational	3	58,492,924					
c) Medical Relief		-					
d) Relief to Poverty		-					
e) Other Charitable Objects		-					
			58,492,924				
<b>Total Rs.</b>			<b>68,663,537</b>	<b>Total Rs.</b>			<b>68,663,537</b>

\* Notes to Accounts forming part of Final Accounts

As per our report of even date  
 For R.M. RAJAPURKAR & CO  
 (Chartered Accountants)

*R.M. Rajapurkar*  
 R.M. RAJAPURKAR  
 (Partner)

ICAI Membership No.: 040908  
 UDIN : 20040908.AAAAJU8264  
 Date : 20.11.2020  
 Place: Pune



For FABTECH TECHNICAL CAMPUS -  
 COLLEGE OF ENGINEERING & RESEARCH

*NDR*  
 Chairman

*Rajeev*  
 Secretary

*Shri*  
 Treasurer



*[Signature]*  
**PRINCIPAL**  
 FABTECH TECHNICAL CAMPUS  
 COLLEGE OF ENGINEERING  
 & RESEARCH, SANGOLA

Schedule-1

**Statement of Income**

For the period from 01-04-2019 TO 31-03-2020

PARTICULARS	AMOUNT RS.
(i) Income	
Fees	
Admission / Application Form Fees	294,050
Tuition Fees	51,175,296
Development Fees	5,100,410
Sub- Total	56,569,756
(ii) Income From Other Source	
Alumni Fees	212,000
Bus Fare from Students	1,764,069
Rent Income	82,707
Admission Cancellation Fees	2,000
ARC Infrastructure Fees	53,130
Bonafide & Fee Structure Fees	3,680
Breakage Fees	49,560
Fine and Penalties	361,670
Creditors Written Off	230,423
Consultancy / Testing Charges	65,795
L.C. (Leaving Certificate) Fees	23,800
Workshop Fees / Employee Training	210,588
Other Income	30,475
Sub- Total	3,089,897
<b>Grand Total (i+ii)</b>	<b>59,659,653</b>



  
**PRINCIPAL**  
 FABTECH TECHNICAL CAMPUS  
 COLLEGE OF ENGINEERING  
 & RESEARCH, SANGOLA

**COLLEGE OF ENGINEERING & RESEARCH, SANGOLA****Statement of Expenses**

For the period from 01-04-2019 TO 31-03-2020

**Schedule-2****Expenditure in respect of Properties**

PARTICULARS	AMOUNT RS.
Repairs and Maintenance	1,058,619
Diesel & Petrol Expenses - Vehicles	417,840
Diesel Expenses for D G Set	219,299
Expenses for Buses	3,182,098
Water Charges	845,272
Insurance - Fire and Special Perils	76,105
Vehicle Insurance	364,780
Rates and Taxes	1,144,646
<b>Total</b>	<b>7,308,658</b>

**Schedule-3****Educational Objects**

PARTICULARS	AMOUNT RS.
Advertisement & Recruitment Expenses	350,804
Affiliation Fees/Continuation Fees	348,000
AICTE FEES	100,000
Admission Processing Fees	94,800
Bank Charges	21,433
Culture Activities & Events	299,671
Cleaning Expenses	217,307
Consumables	240,217
Electricity Charges	2,784,562
Employee Cost	49,347,965
Provident Fund and PF Admin Charges	1,181,827
Staff Welfare	613,944
Hospitality / Remuneration Charges	75,000
Honorarium Charges	436,670
Internet Lease Line Rent	744,010
Magazine / Journals	100,913
Other Expenses	70,442
Printing and Stationery	188,015
Professional Consultancy Charges	74,400
Refreshment, Lunch & Dinner Exp.	176,270
Postage & Courier Charges	3,388
Software Expenses	160,105
News Paper Expenses	10,250
Student Welfare Exp.	4,430
Web Site Development Charges	3,000
Training & Placement Expenses	235,455
Travelling & Conveyance	324,865
Telephone Expenses	24,808
Audit Fees	220,000
Bad Debts Written Off	2,800
Laboratory Material	37,573
<b>Total</b>	<b>58,492,924</b>



*[Signature]*  
**PRINCIPAL**  
**FABTECH TECHNICAL CAMPUS**  
**COLLEGE OF ENGINEERING**  
**& RESEARCH, SANGOLA**




**FABTECH TECHNICAL CAMPUS - COLLEGE OF ENGINEERING & RESEARCH**  
PANDIARPUR ROAD, CAT NO. 565/II, SANGOLA, TAL.SANGOLA DIST-SOLAPUR-413307.

FINANCIAL YEAR : 2019-2020

Schedule No.4 : Depreciation Schedule forming part of Balance Sheet

Fixed Assets	Depreciation Rate	GROSS BLOCK OF ASSETS					DEPRECIATION				NET BLOCK	
		Opening Balance 01.04.2019	Addition before 30.09.2019	Addition after 30.09.2019	Deletions from Block	Closing Balance 31.03.2020	Accumulated Depreciation 01.04.2019	Deletions Accum. Depreciation 01.04.2019	Depreciation for the Year	Accumulated Depreciation 31.03.2020	Net Block As on 31.03.2020	Net Block As on 31.03.2019
<b>Immovable Properties</b>												
College Building ( A,C & D Wing)	10.00%	-	-	-	-	-	-	-	-	-	-	-
College Building ( B Wing)	10.00%	-	-	-	-	-	-	-	-	-	-	-
College Gate	10.00%	-	-	-	-	-	-	-	-	-	-	-
Workshop Building	10.00%	-	-	-	-	-	-	-	-	-	-	-
Boys Hostel	10.00%	-	-	-	-	-	-	-	-	-	-	-
Girls Hostel	10.00%	-	-	-	-	-	-	-	-	-	-	-
<b>Sub-Total</b>												
<b>Furniture and Fixtures</b>												
Furniture and Fixtures	10.00%	19,840,893	-	-	-	19,840,893	-	-	1,039,762	10,483,038	9,357,855	10,397,617
<b>Other Movable Properties</b>												
Equipment (Lab, Work Shop and Office )	15.00%	22,815,555	-	-	-	22,815,555	-	-	1,282,257	15,549,435	7,266,120	8,548,377
Office Vehicle	15.00%	1,800,000	-	-	-	1,800,000	-	-	195,075	694,575	1,105,425	1,300,500
D G Set	15.00%	305,064	-	-	-	305,064	-	-	13,988	225,798	79,266	93,254
Electrical and Lighting & Fittings	15.00%	2,558,732	-	-	-	2,558,732	-	-	139,270	1,769,537	789,195	928,465
Books	40.00%	4,373,747	106,541	-	-	4,480,288	-	-	74,452	4,368,609	111,679	79,590
Computer and Software	40.00%	19,317,844	-	-	-	19,317,844	-	-	117,151	19,142,118	175,726	292,877
<b>Sub-Total</b>		<b>51,170,942</b>	<b>106,541</b>	<b>-</b>	<b>-</b>	<b>51,277,483</b>	<b>-</b>	<b>-</b>	<b>1,822,193</b>	<b>41,750,072</b>	<b>9,527,411</b>	<b>11,243,063</b>
<b>GRAND TOTAL</b>		<b>71,011,835</b>	<b>106,541</b>	<b>-</b>	<b>-</b>	<b>71,118,376</b>	<b>-</b>	<b>-</b>	<b>2,861,955</b>	<b>52,233,110</b>	<b>18,885,266</b>	<b>21,640,680</b>

Note : All assets are valued at historical cost.



*[Signature]*

**PRINCIPAL**  
**FABTECH TECHNICAL CAMPUS**  
**COLLEGE OF ENGINEERING**  
**& RESEARCH, SANGOLA**

COLLEGE OF ENGINEERING & RESEARCH, SANGOLA

Schedule-5

Current Assets

As on 31 st March, 2020

PARTICULARS	AMOUNT Rs
(i) Fees Receivable:	
(a) Fees Receivable from Students - FY-12-13	
Tuition Fee Receivable	732,010
(b) Fees Receivable from Students - FY-13-14	
Fees Receivable from Students	744,965
Fees Receivable from Samajkalyan	-
(c) Fees Receivable from Students - FY-14-15	
Fees Receivable from Students	765,289
Fees Receivable from Samajkalyan	-
(d) Fees Receivable from Students - FY-15-16	
Fees Receivable from Students	16,825
Fees Receivable from Samajkalyan	-
(e) Fees Receivable from Students - FY-16-17	
Fees Receivable from Students	383,118
Fees Receivable from Samajkalyan	216,297
(f) Fees Receivable from Students - FY-17-18	
Fees Receivable from Students	173,614
Fees Receivable from Samajkalyan	5,000,125
(g) Fees Receivable from Students - FY-18-19	
Fees Receivable from Students	5,577,903
Fees Receivable from Samajkalyan	416,656
(h) Fees Receivable from Students - FY-19-20	
Fees Receivable from Students	12,058,010
Fees Receivable from Samajkalyan	17,659,791
<b>Total</b>	<b>43,744,002</b>

Schedule-6

Current Assets

As on 31 st March, 2020

PARTICULARS	AMOUNT Rs
(i) Loans and Advances:	
Advance to Trustees	-
Advances to Employees	1,852,515
<b>Sub-Total (i)</b>	<b>1,852,515</b>
(ii) Other Current Assets:	
Security Deposit with AICTE	3,500,000
Prepaid Expenses	56,173
Other Receivables	79,067
TDS Receivable	6,477
GST Receivable	-
<b>Sub-Total (ii)</b>	<b>3,641,717</b>
(iii) Cash & Balances with Banks	
BOI A/C NO 074920110000560	358,496
SBI Sangola A/C 32162953097	248,510
<b>Sub-Total (iii)</b>	<b>607,007</b>
(iv) Cash Balance	
Cash in Hand	3,038
<b>Sub-Total (iv)</b>	<b>3,038</b>
<b>Grand Total (i+ii+iii+iv)</b>	<b>6,104,277</b>



13/3/20  
**PRINCIPAL**  
**FABTECH TECHNICAL CAMPUS**  
**COLLEGE OF ENGINEERING**  
**& RESEARCH, SANGOLA**


COLLEGE OF ENGINEERING & RESEARCH, SANGOLA

Schedule-7

**Current Liabilities**

As on 31 st March, 2020

PARTICULARS	AMOUNT RS
<b>Current Liabilities &amp; Provisions</b>	
<b>(a) Liabilities for Expenses:</b>	
Salary Payable	30,513,632
Other Provisions	68,814
TDS Payable	1,998,823
PT Payable	157,475
Provident Fund Payable	1,319,991
Sundry Creditors for Fixed Assets	492,895
Sundry Creditors for Expenses	3,522,034
<i>Sub-Total</i>	38,073,664
<b>(b) Liabilities for Rent and Other Deposits:</b>	
College Deposits Payable -11-12	189,000
College Deposits Payable -12-13	234,000
College Deposits Payable -13-14	442,000
College Deposits Payable -14-15	336,000
College Deposits Payable -15-16	408,000
College Deposits Payable -16-17	390,000
College Deposits Payable -17-18	990,000
College Deposits Payable -18-19	621,000
College Deposits Payable -19-20	1,062,000
<i>Sub-Total</i>	4,672,000
<b>(c) Liabilities for Sundry Credit Balances:</b>	
Exam & Other Fees Refundable to Students	-
Exam Remuneration Payable	223,895
<i>Sub-Total</i>	223,895
<b>Total (a+b+c)</b>	42,969,559



*1281*

**PRINCIPAL**  
**FABTECH TECHNICAL CAMPUS**  
**COLLEGE OF ENGINEERING**  
**& RESEARCH, SANGOLA**

**FABTECH TECHNICAL CAMPUS - COLLEGE OF ENGINEERING & RESEARCH**  
 PANDHARPUR ROAD, GAT NO. 565/1, SANGOLA, TAL SANGOLA DIST- SOLAPUR-413307.

RECEIPTS AND PAYMENT ACCOUNT FOR THE PERIOD FROM 01.04.2019 TO 31.03.2020

RECEIPTS	AMOUNT		PAYMENTS	AMOUNT	
	Rs.	Rs.		Rs.	Rs.
<u>To Opening Balance of Bank</u>			By Employees PT and PF	2,757,074	
SBI Sangola- 32162953097	145,667		By TDS Payable	1,448,072	
BOI A/C NO 074920110000560	406,062		By Salary	35,822,081	
Cash- College	21,055	572,785	By News Paper Exp	10,250	H
			By Printing & Stationery	72,403	H
To Fees and Deposit Received		51,507,807	By Consumables	18,765	H
To Others		710132	By Repairs and Maintenance	161,266	H
To Exam Remuneration		17288	By Advertisement Expenses	23,863	H
To Fabtech Education Society		10092096	By Bank Charges	21,433	
To Fabtech Polytechnic		422341	By Bus Expenses	152,601	H
			By Postage & Courier Charges	3,388	R
			By Cleaning Expenses	43,028	R
			By Telephone Expenses	115,052	R
			By Travelling and Conveyance	264,731	R
			By Training & Placement Exp.	51,291	H
			By AICTE Fees	100,000	R
			By Admission Processing Fees	94,800	R
			By Hospitality Charges	75,000	H
			By Admin & Other Expenses	67,642	1
			By Student and Staff Welfare		21,940
			By Sundry Creditors for Fixed Assets		250,000
			By Sundry Creditors for Expenses		13,650,792
			By Cultural Activities		53,164
			By Affiliation Fees/Continuation Fees		37,500
			By Loans and Advances to Employees		2,297,055
			By Fabtech College of Pharmacy Sangola		420,959
			By College of Pharmacy Polytechnic		15,000
			By Fabtech Public School		941,569
			By Fabtech Multistate Co Op.Credit Soc.		400,000
			By Solapur Janata Sahakari Bank Ltd		3,321,640
			<u>By Closing Balance of Cash and Bank</u>		
			SBI Sangola- 32162953097	248,510	
			BOI A/C NO 074920110000560	358,496	
			Cash- College	3,038	610,045
<b>Total</b>		<b>63,322,449</b>	<b>Total</b>		<b>63,322,449</b>



  
**PRINCIPAL**  
**FABTECH TECHNICAL CAMPUS**  
**COLLEGE OF ENGINEERING**  
**& RESEARCH, SANGOLA**

# FABTECH TECHNICAL CAMPUS – COLLEGE OF ENGINEERING & RESEARCH

## ACCOUNTING POLICIES AND NOTES FORMING PART OF ACCOUNTS

1. In general the accounts are prepared in accordance with generally accepted accounting principles. The Trust follows mercantile systems of accounting. Accounts of the trust are maintained in accordance with the provision of the Bombay Public Trust Act, 1950 and the rules made there under.
2. Fixed Assets are stated at cost of acquisition or construction less accumulated depreciation. Costs include all costs incidental to acquisition, installation and commissioning of the asset.
3. In case of newly acquired/ constructed assets, interest on borrowings and financing costs of specific loans, pertaining to those assets prior to assets put to use are capitalized and included in the cost of asset.
4. Depreciation has been provided in the books of accounts on a written down value basis at rates provided in Income Tax Act, 1961. However depreciation is computed as per generally accepted accounting principles & not as per "block of asset" method in Income Tax Rules.
5. The balances of some of the parties are being subject to confirmation.
6. Cash balances have been taken as certified by the Trustees and have been verified by us. The control on issue of cash receipt books should be strictly enforced.
7. The Trustees have assured that though the expenses of the trust are currently in excess of its annual income, it is still a going concern based on its huge assets position and the support of the sponsoring organizations of the trust.
8. Figures of previous years have been regrouped and reclassified wherever necessary.

For Fabtech Technical Campus  
– College Of Engineering & Research

  
Treasurer

  
Secretary

  
Chairman

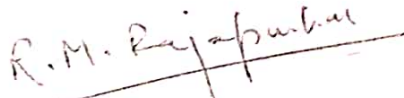
Place: Pune

Date: 20/11/2020



For R.M. RAJAPURKAR & CO.

CHARTERED ACCOUNTANTS



CA R. M. RAJAPURKAR  
(Partner)  
Membership No. 040908.



  
PRINCIPAL  
FABTECH TECHNICAL CAMPUS  
COLLEGE OF ENGINEERING  
& RESEARCH, SANGOLA

**FABTECH TECHNICAL CAMPUS**  
**COLLEGE OF ENGINEERING & RESERCH**

PANDHARPUR ROAD, GAT NO. 565/1, SANGOLA, SOLAPUR  
PUNE-413307.

**FINAL STATEMENTS OF ACCOUNTS**

**AS ON 31ST MARCH, 2021**

**FABTECH TECHNICAL CAMPUS - COLLEGE OF ENGINEERING & RESEARCH**  
**PANDHARPUR ROAD, GAT NO. 565/1, SANGOLA, TAL. SANGOLA DIST- SOLAPUR-413307.**  
**BALANCE SHEET AS AT 31 ST MARCH, 2021**


FUNDS AND LIABILITIES	Rs.	Rs.	PROPERTY AND ASSETS	Rs.	Rs.
<b>Trust Fund or Corpus :</b>			<b>Immovable Properties :</b>		
Balance as per last Balance Sheet	-		(Suitably classified giving mode of Valuation)	-	
Adjustment during the year	-		(as per schedule No. 4)		
Addition during the year	-		Additions or Deletions (including those for depr.) if any, during the year		
			Depreciation for the year		
<b>Other Earmarked Funds :</b>			<b>Investments:</b>		
(Created under the Provisions of the Trust Deed or Scheme or out of the Income)			(Suitably classified giving mode of Valuation)		
Depreciation Fund	-				
Sinking Fund	-		<b>Movable Properties:</b>		
Reserved Fund	-		<b>a) Furniture and Fixtures</b>		
Any other Funds:			(as per schedule No. 4)		
Donation Received for Building Fund	-		Balance as per last Balance Sheet	9,357,855	
			Additions or deductions (including those for depr.) if any, during the year		
<b>Loans (Secured or Unsecured)</b>			Depreciation for the year	(935,786)	8,422,069
Secured					
From Trustees	-		<b>b) Other Movable Properties</b>		
From Others	-		(as per schedule No. 4)		
Solapur Janata Sahakari Bank Ltd	829,134		Balance as per last Balance Sheet	9,527,411	
Fabtech Multistate Co.Op.Credit Soc.	2,052,555	2,881,689	Additions or deductions (including those for depr.) if any, during the year		
			Depreciation for the year	(1,500,963)	8,026,448
<b>Internal Loan</b>			<b>Loans (Secured or Unsecured): Goodwill</b>		
Fabtech Education Society	337,619,630		Loan Scholarships	-	
Fabtech Polytechnic	(4,890,119)		Other Loans	-	
Fabtech Public School	(7,844,296)				
Fabtech College of Pharmacy Sangola	3,178,187		<b>Internal Loan</b>		
Fabtech College of Pharmacy Polytechnic	133,805	328,197,208	Fabtech Polytechnic		
<b>Liabilities</b>			<b>Advances :</b>		
(as per schedule No. 7)			To Trustees	-	
For Expenses	59,376,619		To Employees (as per Schedule No.6)	333,645	
For Advances	-		To Contractors	-	
For Rent and Other Deposits	5,005,000		To Lawyers	-	
For Sundry Credit Balance	308,098	64,689,717	To Others (as per Schedule No.6)	3,581,169	3,914,794
			<b>Income Outstanding :</b>		
<b>Income and Expenditure Account :</b>			Rent	-	
Bal. as per last Balance sheet	(298,710,855)		Interest	-	
Less : Appropriation, if any	-		Fees Receivable(as per Schedule No.5)	74,814,834	
	(298,710,855)		Other Receivables	-	74,814,833
Add : Surplus/(Deficit)	(986,431)	(299,697,286)	<b>Cash &amp; Bank Balance</b>		
(as per Income & Expenditure A/c)			(a) Balance with Bank (as per Schedule No.6)	883,271	
			Cash Balance (as per Schedule No.6)	9,913	893,184
			(b) With the Trustees	-	
			(c) With the Manager	-	
<b>Total</b>		<b>96,071,328</b>	<b>Total</b>		<b>96,071,328</b>

(Notes to Accounts forming part of Final accounts)  
As per our report of even date

For RITESH PATEL & CO.  
(Chartered Accountants)

*R. Patel*

CA. Ritesh Mahendra Patel  
Proprietor  
Membership No.: 175193  
UDIN : 21175193AAAABN7590  
Date : 10.12.2021  
Place: Kolhapur.



The above Balance Sheet is to the best of my / our belief contains a true account of the Funds and Liabilities and of the Property and Assets of the Trust.  
For FABTECH TECHNICAL CAMPUS -  
- COLLEGE OF ENGINEERING & RESEARCH

*Chairman*

*Secretary*

*Treasurer*



*Principal*  
**PRINCIPAL**  
**FABTECH TECHNICAL CAMPUS**  
**COLLEGE OF ENGINEERING & RESEARCH, SANGOLA**

**FABTECH TECHNICAL CAMPUS - COLLEGE OF ENGINEERING & RESEARCH**  
 PANDHARPUR ROAD, GAT NO. 565/1, SANGOLA, TAL. SANGOLA DIST- SOLAPUR-413307.

**INCOME AND EXPENDITURE ACCOUNT FOR THE YEAR ENDING 31 ST MARCH, 2021**

EXPENDITURE		SCH.NO	Rs.	Rs.	INCOME		SCH.NO	Rs.	Rs.
To Expenditure in respect of Properties :-					By Rent			-	-
Rates, Taxes, Cesses			1,360,922					-	-
Repairs and maintenance	2		804,435		By Interest			-	-
Salaries			-		On Securities			-	-
Insurance	2		-		On Loans			-	-
Depreciation [Immovable Assets	4		-		On Bank Account			-	-
& Properties]					General A/C			-	-
Other Expenses	2		706,018	2,871,375	Savings A/c			-	-
To Establishment Expenses				-	By Dividend			-	-
To Remuneration to Trustees				-	By Donations in cash or Kind			-	-
To Remuneration [in the case of a math				-	(refer schedules)			-	-
to the head of the math including his					By Grants			-	-
household expenditure, if any.]					By income from other sources ( in	1		536,447	
To Legal Expenses				-	details as far as possible)				
To Audit Fees				-	By Fees Received /Receivable	1		64,370,006	
To Contribution and Fees				-	By Transfers from Reserve			-	-
To Amount Written off					By Deficit carried over to Balance Sheet				986,431
a) Bad Debts			-						
b) Loan Scholarships			-						
c) Irrecoverable Rents			-						
d) Other Items			-						
To Miscellaneous Expenses									
To Depreciations ( Furniture & other	4		2,436,749	2,436,749					
movable assets)									
To Amounts transferred to Reserve or									
Specific Funds									
To Expenditure on Objects of the trust									
(as per schedule)									
a) Religious & other objects			-						
b) Educational	3		60,584,759						
c) Medical Relief			-						
d) Relief to Poverty			-						
e) Other Charitable Objects			-						
				60,584,759					
<b>Total Rs.</b>				<b>65,892,883</b>	<b>Total Rs.</b>				<b>65,892,883</b>

\* Notes to Accounts forming part of Final Accounts.

As per our report of even date  
 For RITESH PATEL & CO.  
 (Chartered Accountants)

*R. Patel*

CA. Ritesh Mahendra Patel  
 Proprietor  
 Membership No : 175193  
 UDIN : 211175193AAAAABN7590  
 Date : 10.12.2021  
 Place: Kolhapur.

For FABTECH TECHNICAL CAMPUS -  
 COLLEGE OF ENGINEERING & RESEARCH

*M. Mahone*  
 Chairman

*S. B. S.*  
 Secretary

*J. B.*  
 Treasurer



*BSI*  
**PRINCIPAL**  
**FABTECH TECHNICAL CAMPUS**  
**COLLEGE OF ENGINEERING**  
**& RESEARCH, SANGOLA**



COLLEGE OF ENGINEERING & RESEARCH, SANGOLA

Schedule-I

Statement of Income

For the period from 01-04-2020 TO 31-03-2021

PARTICULARS	AMOUNT RS.
<b>(i) Income</b>	
<b>Fees</b>	
Admission / Application Form Fees	263,200
Tuition Fees	58,224,888
Development Fees	5,881,918
<b>Sub- Total</b>	<b>64,370,006</b>
<b>(ii) Income From Other Source</b>	
Alumni Fees	130,000
Bus Fare from Students	204,289
Rent Income	-
Admission Cancellation Fees	17,000
ARC Infrastructure Fees	-
Bonafide & Fee Structure Fees	-
Breakage Fees	29,150
Fine and Penalties	12,195
Creditors Written Off	19,871
Consultancy / Testing Charges	33,442
L.C. (Leaving Certificate) Fees	14,500
Workshop Fees / Employee Training	76,000
Other Income	-
<b>Sub- Total</b>	<b>536,447</b>
<b>Grand Total (i+ii)</b>	<b>64,906,453</b>



**PRINCIPAL**  
FABTECH TECHNICAL CAMPUS  
COLLEGE OF ENGINEERING  
& RESEARCH, SANGOLA

**COLLEGE OF ENGINEERING & RESEARCH, SANGOLA**

**Statement of Expenses**

**For the period from 01-04-2020 TO 31-03-2021**

**Schedule-2**

**Expenditure in respect of Properties**


PARTICULARS	AMOUNT RS.
Repairs and Maintenance	804,435
Diesel & Petrol Expenses - Vehicles	161,487
Diesel Expenses for D G Set	-
Expenses for Buses	113,131
Water Charges	185,790
Insurance - Fire and Special Perils	245,610
Vehicle Insurance	-
Rates and Taxes	1,360,922
<b>Total</b>	<b>2,871,375</b>

**Schedule-3**

**Educational Objects**

PARTICULARS	AMOUNT RS.
Advertisement & Recruitment Expenses	62,408
Affiliation Fees/Continuation Fees	387,500
AICTE FEES	-
Admission Processing Fees	-
Bank Charges	5,374
Culture Activities & Events	32,815
Cleaning Expenses	64,650
Consumables	17,490
Electricity Charges	1,299,940
Employee Cost	56,266,070
GST Late Fees	22,190
Provident Fund and PF Admin Charges	996,268
Staff Welfare	5,000
Hospitality / Remuneration Charges	58,000
Honorarium Charges	179,000
Internet Lease Line Rent	184,993
Magazine / Journals ~	519
Other Expenses	3,199
Printing and Stationery	51,674
Professional Consultancy Charges	171,120
Refreshment, Lunch & Dinner Exp.	41,800
Postage & Courier Charges	2,228
Software Expenses	34,958
News Paper Expenses	-
Student Welfare Exp.	11,650
Web Site Development Charges	4,800
Training & Placement Expenses	13,250
Travelling & Conveyance	147,920
Telephone Expenses	18,353
Audit Fees	497,600
Bad Debts Written Off	-
Laboratory/ Workshop Material	3,990
<b>Total</b>	<b>60,584,759</b>



  
**PRINCIPAL**  
**FABTECH TECHNICAL CAMPUS**  
**COLLEGE OF ENGINEERING**  
**& RESEARCH, SANGOLA**

**FABTECH TECHNICAL CAMPUS - COLLEGE OF ENGINEERING & RESEARCH**  
**PANDHARPUR ROAD, GAT NO. 565/1, SANGOLA, TAL SANGOLA DIST. SOLAPUR-413007.**

**FINANCIAL YEAR : 2020-2021**

Schedule No.4 : Depreciation Schedule forming part of Balance Sheet

Fixed Assets	Depreciation Rate	GROSS BLOCK OF ASSETS				DEPRECIATION				NET BLOCK		
		Opening Balance 01.04.2020	Addition before 30.09.2020	Addition after 30.09.2020	Deletions from Block	Closing Balance 31.03.2021	Accumulated Depreciation 01.04.2020	Deletions Accum. Depreciation 01.04.2020	Depreciation for the Year	Accumulated Depreciation 31.03.2021	Net Block As on 31.03.2021	Net Block As on 31.03.2020
<b>Inmovable Properties</b>												
College Building ( A,C & D Wing)	10.00%	-	-	-	-	-	-	-	-	-	-	-
College Building ( B Wing)	10.00%	-	-	-	-	-	-	-	-	-	-	-
College Gate	10.00%	-	-	-	-	-	-	-	-	-	-	-
Workshop Building	10.00%	-	-	-	-	-	-	-	-	-	-	-
Boys Hostel	10.00%	-	-	-	-	-	-	-	-	-	-	-
Girls Hostel	10.00%	-	-	-	-	-	-	-	-	-	-	-
<b>Sub-Total</b>												
<b>Furniture and Fixtures</b>												
Furniture and Fixtures	10.00%	19,840,893	-	-	-	19,840,893	10,483,038	-	935,786	11,418,824	8,422,069	9,357,855
<b>Other Movable Properties</b>												
Equipment (Lab, Work Shop and Office )	15.00%	22,815,555	-	-	-	22,815,555	15,549,435	-	1,089,918	16,639,353	6,176,202	7,266,120
Office Vehicle	15.00%	1,800,000	-	-	-	1,800,000	694,575	-	165,814	860,389	939,611	1,105,425
D G Set	15.00%	305,064	-	-	-	305,064	225,798	-	11,890	237,688	67,376	79,266
Electrical and Lighting & Fittings	15.00%	2,558,732	-	-	-	2,558,732	1,769,537	-	118,379	1,887,916	670,816	789,195
Books	40.00%	4,480,288	-	-	-	4,480,288	4,368,609	-	44,672	4,413,281	67,007	111,679
Computer and Software	40.00%	19,317,844	-	-	-	19,317,844	19,142,118	-	70,290	19,212,408	105,436	175,726
<b>Sub-Total</b>												
<b>GRAND TOTAL</b>		71,118,376	-	-	-	71,118,376	52,233,110	-	2,436,749	54,669,859	16,448,517	18,885,266

Note : All assets are valued at historical cost.



  
**PRINCIPAL**  
**FABTECH TECHNICAL CAMPUS**  
**COLLEGE OF ENGINEERING**  
**& RESEARCH, SANGOLA**

COLLEGE OF ENGINEERING & RESEARCH, SANGOLA

Schedule-5

Current Assets

As on 31 st March, 2021

PARTICULARS	AMOUNT Rs
(i) Fees Receivable:	
(a) Fees Receivable from Students - FY-12-13	
Tuition Fee Receivable	732,010
(b) Fees Receivable from Students - FY-13-14	
Fees Receivable from Students	744,965
Fees Receivable from Samajkalyan	.
(c) Fees Receivable from Students - FY-14-15	
Fees Receivable from Students	765,289
Fees Receivable from Samajkalyan	.
(d) Fees Receivable from Students - FY-15-16	
Fees Receivable from Students	16,825
Fees Receivable from Samajkalyan	.
(e) Fees Receivable from Students - FY-16-17	
Fees Receivable from Students	311,724
Fees Receivable from Samajkalyan	63,555
(f) Fees Receivable from Students - FY-17-18	
Fees Receivable from Students	218,896
Fees Receivable from Samajkalyan	5,000,125
(g) Fees Receivable from Students - FY-18-19	
Fees Receivable from Students	1,646,785
Fees Receivable from Samajkalyan	(105,718)
(h) Fees Receivable from Students - FY-19-20	
Fees Receivable from Students	589,437
Fees Receivable from Samajkalyan	1,814,211
(i) Fees Receivable from Students - FY-20-21	
Fees Receivable from Students	21,340,902
Fees Receivable from Samajkalyan	37,294,662
(j) Fees Receivable from YD & Cancel Students	4,381,166
<b>Total</b>	<b>74,814,834</b>



PRINCIPAL  
FABTECH TECHNICAL CAMPUS  
COLLEGE OF ENGINEERING  
& RESEARCH, SANGOLA

Schedule-6

**Current Assets**

As on 31 st March, 2021

PARTICULARS	AMOUNT Rs
<b>(i) Loans and Advances:</b>	
Advance to Trustees	-
Advances to Employees	333,645
<b>Sub-Total (i)</b>	<b>333,645</b>
<b>(ii) Other Current Assets:</b>	
Security Deposit with AICTE	3,500,000
Prepaid Expenses	-
Other Receivables	79,067
TDS Receivable	6,477
GST Receivable	(4,395)
<b>Sub-Total (ii)</b>	<b>3,581,149</b>
<b>(iii) Cash &amp; Balances with Banks</b>	
BOI A/C NO 074920110000560	480,011
SBI Sangola A/C 32162953097	403,259
<b>Sub-Total (iii)</b>	<b>883,271</b>
<b>(iv) Cash Balance</b>	
Cash in Hand	9,913
<b>Sub-Total (iv)</b>	<b>9,913</b>
<b>Grand Total (i+ii+iii+iv)</b>	<b>4,807,977</b>



*[Handwritten Signature]*

**PRINCIPAL**  
**FABTECH TECHNICAL CAMPUS**  
**COLLEGE OF ENGINEERING**  
**& RESEARCH, SANGOLA**

COLLEGE OF ENGINEERING & RESEARCH, SANGOLA

Schedule-7

**Current Liabilities**

As on 31 st March, 2021

PARTICULARS	AMOUNT RS
<b>Current Liabilities &amp; Provisions</b>	
<b>(a) Liabilities for Expenses:</b>	
Salary Payable	53,439,519
Other Provisions	49,286
Audit Fees Payable	-
TDS Payable	2,816,570
PT Payable	212,625
Provident Fund Payable	1,365,375
Sundry Creditors for Fixed Assets	436,354
Sundry Creditors for Expenses	1,056,890
<i>Sub-Total</i>	59,376,619
<b>(b) Liabilities for Rent and Other Deposits:</b>	
College Deposits Payable -11-12	180,000
College Deposits Payable -12-13	228,000
College Deposits Payable -13-14	409,000
College Deposits Payable -14-15	306,000
College Deposits Payable -15-16	348,000
College Deposits Payable -16-17	285,000
College Deposits Payable -17-18	840,000
College Deposits Payable -18-19	612,000
College Deposits Payable -19-20	1,059,000
College Deposits Payable -20-21	738,000
<i>Sub-Total</i>	5,005,000
<b>(c) Liabilities for Sundry Credit Balances:</b>	
Exam & Other Fees Refundable to Students	-
Exam Remuneration Payable	308,098
<i>Sub-Total</i>	308,098
<b>Total (a+b+c)</b>	<b>64,689,717</b>



  
**PRINCIPAL**  
**FABTECH TECHNICAL CAMPUS**  
**COLLEGE OF ENGINEERING & RESEARCH, SANGOLA**

**FABTECH TECHNICAL CAMPUS - COLLEGE OF ENGINEERING & RESEARCH**  
**PANDHARPUR ROAD, GAT NO. 565/1, SANGOLA, TAL SANGOLA DIST- SOLAPUR-413307.**

**RECEIPTS AND PAYMENT ACCOUNT FOR THE PERIOD FROM 01.04.2020 TO 31.03.2021**

RECEIPTS	AMOUNT Rs.	AMOUNT Rs.	PAYMENTS	AMOUNT Rs.	AMOUNT Rs.
<u>To Opening Balance of Bank</u>			By Employees PT and PF	2,069,367	
SBI Sangola- 32162953097	248,510		By TDS Payable	1,998,823	
BOI A/C NO 074920110000560	358,496		By Salary	27,274,966	
Cash- College	3,038	610,045	By GST Late Return Charges	22,190	
			By Printing & Stationery	19,228	I
To Fees and Deposit Received		33,797,248	By Consumables	17,210	I
To Others		671,467	By Repairs and Maintenance	129,650	R
To Fabtech Education Society		13,215,700	By Advertisement Expenses	6,170	
To Fabtech College of Pharmacy Sangola		3,593,646	By Bank Charges	5,374	
To Fabtech College of Pharmacy Polytechnic		148,806	By Bus Expenses	159,668	I
			By Postage & Courier Charges	2,037	R
			By Clenning Expenses	41,775	R
			By Telephone Expenses	75,425	R
			By Travelling and Conveyance	145,539	R
			By Training & Placement Exp.	1,250	
			By Hospitality Charges	23,000	R
			By Admin & Other Expenses	43,980	I
			By Student and Staff Welfare		5,000
			By Sundry Creditors for Fixed Assets		56,541
			By Sundry Creditors for Expenses		7,647,593
			By Cultural Activities		21,445
			By Affiliation Fees/Continuation Fees		137,500
			By Loans and Advances to Employees		1,068,406
			By Fabtech Polytechnic		2,904,863
			By Fabtech Public School		2,999,617
			By Fabtech Multistate Co.Op.Credit Soc.		273,386
			By Solapur Janata Sahakari Bank Ltd		3,993,726
			<u>By Closing Balance of Cash and Bank</u>		
			SBI Sangola- 32162953097	403,259	
			BOI A/C NO 074920110000560	480,011	
			Cash- College	9,913	893,183
<b>Total</b>		<b>52,036,912</b>	<b>Total</b>		<b>52,036,912</b>




  
**PRINCIPAL**  
**FABTECH TECHNICAL CAMPUS**  
**COLLEGE OF ENGINEERING**  
**& RESEARCH, SANGOLA**

# FABTECH TECHNICAL CAMPUS – COLLEGE OF ENGINEERING & RESEARCH

## ACCOUNTING POLICIES AND NOTES FORMING PART OF ACCOUNTS

1. In general the accounts are prepared in accordance with generally accepted accounting principles. The Trust follows mercantile systems of accounting. Accounts of the trust are maintained in accordance with the provision of the Bombay Public Trust Act, 1950 and the rules made there under.
2. Fixed Assets are stated at cost of acquisition or construction less accumulated depreciation. Costs include all costs incidental to acquisition, installation and commissioning of the asset.
3. In case of newly acquired/ constructed assets, interest on borrowings and financing costs of specific loans, pertaining to those assets prior to assets put to use are capitalized and included in the cost of asset.
4. Depreciation has been provided in the books of accounts on a written down value basis at rates provided in Income Tax Act, 1961. However depreciation is computed as per generally accepted accounting principles & not as per "block of asset" method in Income Tax Rules.
5. The balances of some of the parties are being subject to confirmation.
6. Cash balances have been taken as certified by the Trustees and have been verified by us. The control on issue of cash receipt books should be strictly enforced.
7. The Trustees have assured that though the expenses of the trust are currently in excess of its annual income, it is still a going concern based on its huge assets position and the support of the sponsoring organizations of the trust.
8. Figures of previous years have been regrouped and reclassified wherever necessary.

For Fabtech Technical Campus  
– College Of Engineering & Research

  
Treasurer

  
Secretary

  
Chairman

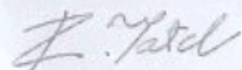
Place: Kolhapur

Date: 10/12/2021




For RITESH PATEL & CO.

CHARTERED ACCOUNTANTS



CA RITESH. M. PATEL  
(Proprietor)  
Membership No. 175193





PRINCIPAL  
FABTECH TECHNICAL CAMPUS  
COLLEGE OF ENGINEERING  
& RESEARCH, SANGLI



**FABTECH TECHNICAL CAMPUS**  
**COLLEGE OF ENGINEERING & RESERCH**

PANDHARPUR ROAD, GAT NO. 565/1, SANGOLA, SOLAPUR  
PUNE-413307.

**FINAL STATEMENTS OF ACCOUNTS**

**AS ON 31ST MARCH, 2022**

**FABTECH TECHNICAL CAMPUS - COLLEGE OF ENGINEERING & RESEARCH**  
**PANDHARPUR ROAD, GAT NO. 565/1, SANGOLA, TAL SANGOLA DIST- SOLAPUR-413307.**  
**BALANCE SHEET AS AT 31 ST MARCH, 2022**

FUNDS AND LIABILITIES	Rs.		PROPERTY AND ASSETS	Rs.	
<b>Trust Fund or Corpus :</b>			<b>Immovable Properties :</b>		
Balance as per last Balance Sheet	-		(Suitably classified giving mode of Valuation)	-	
Adjustment during the year	-		(as per schedule No.4)	-	
Addition during the year	-		Additions or Deletions (including those for depr.) if any, during the year	-	
			Depreciation for the year	-	
<b>Other Earmarked Funds :</b>			<b>Investments:</b>		
(Created under the Provisions of the Trust Deed or Scheme or out of the Income)			(Suitably classified giving mode of Valuation)		
Depreciation Fund	-				
Sinking Fund	-		<b>Movable Properties:</b>		
Reserved Fund	-		<b>a) Furniture and Fixtures</b>		
Any other Fund:			(as per schedule No.4)		
Donation Received for Building Fund	-		Balance as per last Balance Sheet	84,22,069	
			Additions or deductions (including those for depr.) if any, during the year	-	
<b>Loans (Secured or Unsecured)</b>			Depreciation for the year	(8,42,707)	75,79,862
<b>Secured</b>			<b>b) Other Movable Properties</b>		
From Trustees	-		(as per schedule No.4)		
From Others	-		Balance as per last Balance Sheet	80,26,448	
Solapur Janata Sahakari Bank Ltd	4,68,640		Additions or deductions (including those for depr.) if any, during the year	33,576	
Fabtech Multistage Co Op Credit Soc	1,28,296	5,96,936	Depreciation for the year	(12,53,792)	68,06,232
<b>Internal Loan</b>			<b>Loans (Secured or Unsecured): Good/f'ful</b>		
Fabtech Education Society	36,87,99,984		Loan Scholarships	-	
Fabtech Polytechnic	(2,48,01,843)		Other Loans	-	
Fabtech Public School	(53,41,017)		<b>Internal Loan</b>		
Fabtech College of Pharmacy Sangola	1,88,90,310		Fabtech Polytechnic	-	
Fabtech College of Pharmacy Polytechnic	(6,74,387)	35,68,73,047	<b>Advances :</b>		
<b>Liabilities</b>			To Trustees	-	
(as per schedule No.7)			To Employees (as per Schedule No.6)	4,27,036	
For Expenses	5,66,79,586		To Contractors	-	
For Advances	-		To Lawyers	-	
For Rent and Other Deposits	52,00,000		To Others (as per Schedule No.6)	35,20,422	39,47,458
For Sundry Credit Balance	1,99,301	6,20,78,887	<b>Income Outstanding :</b>		
<b>Income and Expenditure Account :</b>			Rent	-	
Bal as per last Balance sheet	(29,96,97,286)		Interest	-	
Less : Appropriation, if any	-		Fees Receivable(as per Schedule No.5)	7,65,18,283	7,65,18,283
	(29,96,97,286)		Other Receivables	-	7,65,18,283
Add Surplus/(Deficit)	(2,44,07,734)	(32,41,05,020)	<b>Cash &amp; Bank Balance</b>		
(as per Income & Expenditure A/c)			(a) Balance with Bank (as per Schedule No.6)	5,87,815	
			Cash Balance (as per Schedule No.6)	4,200	5,92,015
			(b) With the Trustees	-	
			(c) With the Manager	-	
<b>Total</b>		<b>9,54,43,850</b>	<b>Total</b>		<b>9,54,43,850</b>

(Notes to Accounts forming part of Final accounts )  
As per our report of even date

For **RITESH PATEL & CO.**  
(Chartered Accountants)

*R. Patel*



CA. Ritesh Mahendra Patel  
Proprietor  
Membership No. 175193  
UDIN 22175193AUOLF9710  
Date: 24/09/2022  
Place: Kolhapur.

*[Signature]*  
Chairman

~~*[Signature]*~~  
Secretary

*[Signature]*  
Treasurer

The above Balance Sheet to the best of my / our belief contains a true account of the Funds and Liabilities and of the Property and Assets of the Trust  
For **FABTECH TECHNICAL CAMPUS -**  
**COLLEGE OF ENGINEERING & RESEARCH**



*[Signature]*  
**PRINCIPAL**  
**FABTECH TECHNICAL CAMPUS**  
**COLLEGE OF ENGINEERING & RESEARCH, SANGOLA**

**FABTECH TECHNICAL CAMPUS - COLLEGE OF ENGINEERING & RESEARCH**  
 PANDHARPUR ROAD, GAT NO. 565/1, SANGOLA, TAL. SANGOLA DIST- SOLAPUR-413307.

**INCOME AND EXPENDITURE ACCOUNT FOR THE YEAR ENDING 31 ST MARCH, 2022**

EXPENDITURE		SCH.NO	Rs.	Rs.	INCOME		SCH.NO	Rs.	Rs.
To Expenditure in respect of Properties - Rates, Taxes, Cesses			11,12,505		By Rent			-	
Repairs and maintenance	2		25,18,700					-	
Salaries			-		By Interest			-	
Insurance	2		-		On Securities			-	
Depreciation [Immovable Assets & Properties]	4		-		On Loans			-	
Other Expenses	2		17,05,298	53,36,503	On Bank Account			-	
					General A/C			-	
To Establishment Expenses					Savings A/c			-	
To Remuneration to Trustees					By Dividend			-	
To Remuneration [in the case of a math to the head of the math including his household expenditure, if any.]					By Donations in cash or kind (refer schedules)			-	
To Legal Expenses					By Grants			-	
To Audit Fees					By Income from other sources (in details as far as possible)	1		3,68,627	
To Contribution and Fees					By Fees Received /Receivable	1		6,70,91,768	
To Amount Written off					By Transfers from Reserve			-	
a) Bad Debts			-					-	
b) Loss Scholarships			-					-	
c) Irrecoverable Rents			-					-	
d) Other Items			-					-	
To Miscellaneous Expenses								-	
To Depreciations (Furniture & other movable assets)	4		20,95,999	20,95,999				-	
To Amounts transferred to Reserve or Specific Funds								-	
To Expenditure on Objects of the trust (as per schedule)					By Deficit carried over to Balance Sheet			2,44,07,734	
a) Religious & other objects			-					-	
b) Educational			-					-	
c) Medical Relief	3		8,44,35,627					-	
d) Relief to Poverty			-					-	
e) Other Charitable Objects			-					-	
				8,44,35,627				-	
<b>Total Rs.</b>				<b>9,18,68,129</b>	<b>Total Rs.</b>			<b>9,18,68,129</b>	

\* Notes to Accounts forming part of Final Accounts

As per our report of even date  
 For RITESH PATEL & CO.  
 (Chartered Accountants)

*R. Patel*



CA. Ritesh Mahendra Patil  
 Proprietor  
 Membership No. 175193  
 UDIN: 22175193AUOLFR9710  
 Date: 24/09/2022  
 Place: Kolhapur

For FABTECH TECHNICAL CAMPUS -  
 COLLEGE OF ENGINEERING & RESEARCH

*M. Patil*  
 Chairman

~~Secretary~~

*[Signature]*  
 Treasurer



*[Signature]*  
**PRINCIPAL**  
**FABTECH TECHNICAL CAMPUS**  
**COLLEGE OF ENGINEERING**  
**& RESEARCH, SANGOLA**

COLLEGE OF ENGINEERING & RESEARCH, SANGOLA

Schedule-1

Statement of Income

For the period from 01-04-2021 TO 31-03-2022

PARTICULARS	AMOUNT RS.
<b>(i) Income</b>	
<b>Fees</b>	
Admission / Application Form Fees	4,56,400
Tuition Fees	6,02,73,170
Development Fees	63,62,198
<b>Sub- Total</b>	<b>6,70,91,768</b>
<b>(ii) Income From Other Source</b>	
Rent Income	17,163
Admission Cancellation Fees	12,000
ARC Infrastructure Fees	68,640
Bonafide & Fee Structure Fees	2,220
Breakage Fees	46,900
Fine and Penalties	89,417
Creditors Written Off	17,427
Consultancy / Testing Charges	87,660
L.C. (Leaving Certificate) Fees	27,200
<b>Sub- Total</b>	<b>3,68,627</b>
<b>Grand Total (i+ii)</b>	<b>6,74,60,395</b>

COLLEGE OF ENGINEERING & RESEARCH, SANGOLA

Schedule-2

Expenditure in respect of Properties

PARTICULARS	AMOUNT RS.
Repairs and Maintenance	25,18,700
Diesel & Petrol Expenses - Vehicles	4,85,770
Expenses for Buses	6,81,768
Water Charges	3,48,323
Insurance - Fire and Special Perils	1,89,437
Rates and Taxes	11,12,505
<b>Total</b>	<b>53,36,503</b>



  
**PRINCIPAL**  
**FABTECH TECHNICAL CAMPUS**  
**COLLEGE OF ENGINEERING**  
**& RESEARCH, SANGOLA**


COLLEGE OF ENGINEERING & RESEARCH, SANGOLA

Schedule-3

Educational Objects


PARTICULARS	AMOUNT RS.
Advertisement & Recruitment Expenses	7,87,560
Affiliation Fees/Continuation Fees	3,87,500
AICTE FEES	2,30,000
Admission Processing Fees	2,01,300
Bank Charges	2,545
Culture Activities & Events	36,975
Cleaning Expenses	6,54,941
Consumables	10,765
Electricity Charges	13,59,500
Employee Cost	7,44,75,651
Provident Fund and PF Admin Charges	8,75,979
Staff Welfare	14,73,583
Honorarium Charges	1,19,900
Fee Regulating Authority Processing Fees	79,962
Hospitality / Remuneration Charges	25,000
Internet Lease Line Rent	6,00,000
Magazine / Journals	2,34,435
Printing and Stationery	2,60,580
Professional Consultancy Charges	4,04,604
Refreshment, Lunch & Dinner Exp.	1,30,194
Postage & Courier Charges	1,375
Software Expenses	5,75,620
News Paper Expenses	8,352
Web Site Development Charges	7,211
Training & Placement Expenses	6,67,708
Travelling & Conveyance	2,49,122
Telephone Expenses	48,572
Audit Fees	5,24,111
Laboratory/ Workshop Material	2,582
<b>Total</b>	<b>8,44,35,627</b>



  
**PRINCIPAL**  
**FABTECH TECHNICAL CAMPUS**  
**COLLEGE OF ENGINEERING**  
**& RESEARCH, SANGOLA**

FABTECH TECHNICAL CAMPUS - COLLEGE OF ENGINEERING & RESEARCH PANDIARPUR ROAD, GAT NO. 56571, SANGOLA, TAL SANGOLA DIST- SOLAPUR-413307.															
Schedule No.4 : Depreciation Schedule forming part of Balance Sheet															
FINANCIAL YEAR : 2021-2022	Fixed Assets	Depreciation Rate	GROSS BLOCK OF ASSETS			DEPRECIATION				NET BLOCK					
			Opening Balance 01.04.2021	Addition before 30.09.2021	Addition after 30.09.2021	Deletions from Block	Closing Balance 31.03.2022	Accumulated Depreciation 01.04.2021	Deletions Accum. Depreciation 01.04.2021	Depreciation for the Year	Accumulated Depreciation 31.03.2022	Net Block As on 31.03.2022	Net Block As on 31.03.2021		
	<b>Immovable Properties</b>														
	College Building ( A.C & D Wing)	10.00%	-	-	-	-	-	-	-	-	-	-	-		
	College Building ( B Wing)	10.00%	-	-	-	-	-	-	-	-	-	-	-		
	College Gate	10.00%	-	-	-	-	-	-	-	-	-	-	-		
	Workshop Building	10.00%	-	-	-	-	-	-	-	-	-	-	-		
	Boys Hostel	10.00%	-	-	-	-	-	-	-	-	-	-	-		
	Girls Hostel	10.00%	-	-	-	-	-	-	-	-	-	-	-		
	<b>Sub-Total</b>														
	<b>Furniture and Fixtures</b>														
	Furniture and Fixtures	10.00%	1,98,40,893	-	-	-	-	1,98,40,893	1,14,18,824	-	-	8,42,207	1,22,61,031	75,79,862	84,22,069
	<b>Other Movable Properties</b>														
	Equipment (Lab, Work Shop and Office )	15.00%	2,28,15,555	-	-	-	-	2,28,15,555	1,66,39,353	-	-	9,26,430	1,75,65,783	52,49,772	61,76,202
	Office Vehicle	15.00%	18,00,000	-	-	-	-	18,00,000	8,60,389	-	-	1,40,942	10,01,331	7,98,669	9,39,611
	D-G Set	15.00%	3,05,064	-	-	-	-	3,05,064	2,57,688	-	-	10,106	2,47,794	57,270	67,376
	Electrical and Lighting & Fittings	15.00%	25,58,732	-	-	-	-	25,58,732	18,87,916	-	-	1,00,622	19,38,538	5,70,194	6,70,816
	Books	40.00%	44,89,288	-	33,576	-	-	45,13,864	44,13,281	-	-	33,518	44,46,799	67,065	67,007
	Computer and Software	40.00%	1,93,17,844	-	-	-	-	1,93,17,844	1,92,12,408	-	-	42,174	1,92,54,582	63,262	1,05,436
	<b>Sub-Total</b>		5,12,77,483	-	33,576	-	-	5,13,11,059	4,32,51,035	-	-	12,53,792	4,45,04,837	68,06,232	80,26,448
	<b>GRAND TOTAL</b>		7,11,18,376	-	33,576	-	-	7,11,51,952	5,46,69,859	-	-	20,95,999	5,67,65,858	1,43,86,094	1,64,48,517

Note : All assets are valued at historical cost.



*Signature*

**PRINCIPAL**  
FABTECH TECHNICAL CAMPUS  
COLLEGE OF ENGINEERING  
& RESEARCH, SANGOLA

COLLEGE OF ENGINEERING & RESEARCH, SANGOLA  
For the period from 01-04-2021 TO 31-03-2022  
Schedule-5


**Current Assets**  
As on 31 st March, 2022

PARTICULARS	AMOUNT Rs
(i) Fees Receivable:	
(a) Fees Receivable from Students - FY-12-13	
Tuition Fee Receivable	7,32,010
(b) Fees Receivable from Students - FY-13-14	
Fees Receivable from Students	7,44,965
Fees Receivable from Samajkalyan	-
(c) Fees Receivable from Students - FY-14-15	
Fees Receivable from Students	7,83,889
Fees Receivable from Samajkalyan	-
(d) Fees Receivable from Students - FY-15-16	
Fees Receivable from Students	16,825
Fees Receivable from Samajkalyan	-
(e) Fees Receivable from Students - FY-16-17	
Fees Receivable from Students	3,12,041
Fees Receivable from Samajkalyan	63,555
(f) Fees Receivable from Students - FY-17-18	
Fees Receivable from Students	2,17,196
Fees Receivable from Samajkalyan	50,00,125
(g) Fees Receivable from Students - FY-18-19	
Fees Receivable from Students	15,38,198
Fees Receivable from Samajkalyan	(1,87,772)
(h) Fees Receivable from Students - FY-19-20	
Fees Receivable from Students	4,85,808
Fees Receivable from Samajkalyan	(83,700)
(i) Fees Receivable from Students - FY-20-21	
Fees Receivable from Students	14,48,735
Fees Receivable from Samajkalyan	45,34,826
(j) Fees Receivable from Students - FY-21-22	
Fees Receivable from Students	2,15,12,963
Fees Receivable from Samajkalyan	3,39,88,066
(k) Fees Receivable from YD & Cancel Students	54,10,554
<b>Total</b>	<b>7,65,18,283</b>

Schedule-6

**Current Assets**  
As on 31 st March, 2022

PARTICULARS	AMOUNT Rs
(i) Loans and Advances:	
Advances to Employees	4,27,036
<b>Sub-Total (i)</b>	<b>4,27,036</b>
(ii) Other Current Assets:	
Security Deposit with AICTE	35,00,000
TDS Receivable	20,826
GST Receivable	(404)
<b>Sub-Total (ii)</b>	<b>35,20,422</b>
(iii) Cash & Balances with Banks	
SJSB A/C NO 5870191010000021	5,782
BOI A/C NO 074920110000560	1,79,422
SBI Sangola A/C 32162953097	4,02,610
<b>Sub-Total (iii)</b>	<b>5,87,815</b>
(iv) Cash Balance	
Cash in Hand	4,200
<b>Sub-Total (iv)</b>	<b>4,200</b>
<b>Grand Total (i+ii+iii+iv)</b>	<b>45,39,473</b>



*[Signature]*  
**PRINCIPAL**  
FABTECH TECHNICAL CAMPUS  
COLLEGE OF ENGINEERING  
& RESEARCH, SANGOLA

COLLEGE OF ENGINEERING & RESEARCH, SANGOLA  
For the period from 01-04-2021 TO 31-03-2022  
Schedule-7

**Current Liabilities**  
As on 31 st March, 2022

PARTICULARS	AMOUNT RS
<b>Current Liabilities &amp; Provisions</b>	
<b>(a) Liabilities for Expenses:</b>	
Salary Payable	4,85,74,320
Other Provisions	40,155
TDS Payable	30,72,873
PT Payable	3,46,175
Provident Fund Payable	6,83,797
Sundry Creditors for Fixed Assets	4,37,685
Sundry Creditors for Expenses	35,24,581
<i>Sub-Total</i>	<b>5,66,79,586</b>
<b>(b) Liabilities for Rent and Other Deposits:</b>	
College Deposits Payable -11-12	1,74,000
College Deposits Payable -12-13	2,19,000
College Deposits Payable -13-14	3,91,000
College Deposits Payable -14-15	2,73,000
College Deposits Payable -15-16	3,06,000
College Deposits Payable -16-17	2,40,000
College Deposits Payable -17-18	4,74,000
College Deposits Payable -18-19	3,69,000
College Deposits Payable -19-20	10,41,000
College Deposits Payable -20-21	7,26,000
College Deposits Payable -21-22	9,87,000
<i>Sub-Total</i>	<b>52,00,000</b>
<b>(c) Liabilities for Sundry Credit Balances:</b>	
Exam & Other Fees Refundable to Students	-
Exam Remuneration Payable	1,99,301
<i>Sub-Total</i>	<b>1,99,301</b>
<b>Total (a+b+c)</b>	<b>6,20,78,887</b>



  
**PRINCIPAL**  
**FABTECH TECHNICAL CAMPUS**  
**COLLEGE OF ENGINEERING**  
**& RESEARCH, SANGOLA**



**FABTECH TECHNICAL CAMPUS - COLLEGE OF ENGINEERING & RESEARCH**  
 PANDHARPUR ROAD, GAT NO. 565/1, SANGOLA . TAL SANGOLA DIST- SOLAPUR-413307.

RECEIPTS AND PAYMENT ACCOUNT FOR THE PERIOD FROM 01.04.2021 TO 31.03.2022

RECEIPTS	AMOUNT Rs.	AMOUNT Rs.	PAYMENTS	AMOUNT Rs.	AMOUNT Rs.
<u>To Opening Balance of Bank</u>					
SBI Sangola- 32162953097	4,03,259		By Employees PT and PF	25,58,631	
BOI A/C NO 074920110000560	4,80,011		By TDS Payable	47,47,493	
Cash- College	9,913	8,93,183	By Salary	7,11,25,149	
			By Bank Charges	2,545	
To Fees and Deposit Received		6,86,10,722	By Consumables	8,035	
To Others		154887	By Diesel & Petrol Expenses	2,18,630	
To Fabtech Education Society		2,82,74,234	By Expenses for Bus	64,165	
To Fabtech College of Pharmacy Sangola		1,57,08,343	By Repairs and Maintenance	3,25,995	
To Fabtech Public School		24,70,491	By Admission Processing Fees	2,01,300	
			By AICTE FEES	2,30,000	
			By Cleaning Expenses	38,649	
			By Fee Regulating Authority Processing Fees	79,962	
			By Honorarium Charges	1,000	
			By Hospitality / Remuneration Charges	12,000	
			By News Paper Expenses	8,352	
			By Postage & Courier Charges	1,375	
			By Refreshment, Lunch & Dinner Exp	67,690	
			By Software Expenses	1,750	
			By Staff Welfare Exp.	7,18,020	
			By Telephone Expenses	86,032	
			By Training & Placement Exp.	1,069	
			By Workshop Material Exp	2,582	
			By Advertisement & Recruitment	11,540	
			By Affiliation Fees/Continuation Fees	37,500	
			By Culture Activities & Events	30,635	
			By Printing and Stationery - for College	1,21,126	
			By Travelling & Conveyance	1,94,740	8,08,95,985
			By BATU Exam Remuneration Payable		88,397
			By Sundry Creditors for Fixed Assets		32,245
			By Sundry Creditors for Expenses		87,89,696
			By Consultancy / Testing Charges		63,087
			By Alumni Fees		2,15,000
			By Loans and Advances to Employees		22,18,528
			By Fabtech Polytechnic		1,98,93,140
			By Fabtech College of Pharmacy Polytechnic		8,09,193
			By Fabtech Multistate Co Op Credit Soc		19,27,872
			By Solapur Janata Sahakari Bank Ltd		5,86,705
			<u>By Closing Balance of Cash and Bank</u>		
			SBI Sangola- 32162953097	4,02,610	
			BOI A/C NO 074920110000560	1,79,422	
			SJSB A/C NO 5870191010000021	5,782	
			Cash- College	4,200	5,92,014
<b>Total</b>		<b>11,61,11,862</b>	<b>Total</b>		<b>11,61,11,862</b>



*R. Patel*

**RITESH PATEL & CO.**  
 CHARTERED ACCOUNTANTS  
 F/3, Ravi Complex, 594/E, 1st Lane,  
 Chandrapur, Pandharpur - 416 001.

UDIN: 22175193A40LFR9710


*[Signature]*  
**PRINCIPAL**  
 FABTECH TECHNICAL CAMPUS  
 COLLEGE OF ENGINEERING  
 & RESEARCH, SANGOLA


# FABTECH TECHNICAL CAMPUS – COLLEGE OF ENGINEERING & RESEARCH

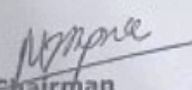
## ACCOUNTING POLICIES AND NOTES FORMING PART OF ACCOUNTS

1. In general the accounts are prepared in accordance with generally accepted accounting principles. The Trust follows mercantile systems of accounting. Accounts of the trust are maintained in accordance with the provision of the Bombay Public Trust Act, 1950 and the rules made there under.
2. Fixed Assets are stated at cost of acquisition or construction less accumulated depreciation. Costs include all costs incidental to acquisition, installation and commissioning of the asset.
3. In case of newly acquired/ constructed assets, interest on borrowings and financing costs of specific loans, pertaining to those assets prior to assets put to use are capitalized and included in the cost of asset.
4. Depreciation has been provided in the books of accounts on a written down value basis at rates provided in Income Tax Act, 1961. However depreciation is computed as per generally accepted accounting principles & not as per "block of asset" method in Income Tax Rules.
5. The balances of some of the parties are being subject to confirmation.
6. Cash balances have been taken as certified by the Trustees and have been verified by us. The control on issue of cash receipt books should be strictly enforced.
7. The Trustees have assured that though the expenses of the trust are currently in excess of its annual income, it is still a going concern based on its huge assets position and the support of the sponsoring organizations of the trust.
8. Figures of previous years have been regrouped and reclassified wherever necessary.

For Fabtech Technical Campus  
– College Of Engineering & Research


  
Treasurer

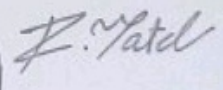
  
Secretary

  
Chairman

For RITESH PATEL & CO.

CHARTERED ACCOUNTANTS





CA RITESH. M. PATEL  
(Proprietor)

Membership No. 175193

Place: Kolhapur

Date: 24/09/2022



  
PRINCIPAL  
FABTECH TECHNICAL CAMPUS  
COLLEGE OF ENGINEERING  
& RESEARCH, SANGOLA